

# TUITION FEE ANALYSIS

2023/24



# contents

<b>Guiding Principles for the Development of Student Tuition and Fees .....</b>	<b>3</b>
<b>Summary of Provincial Policy Regarding Tuition and Fees</b>	
<i>Tuition Limit Policy .....</i>	<i>3</i>
<b>Tuition Comparisons in the BC Public Post-Secondary System .....</b>	<b>4</b>
<i>Tuition Fee Comparisons .....</i>	<i>5</i>
<i>International Tuition Rates in BC .....</i>	<i>6</i>
<b>Tuition Trends in Canada .....</b>	<b>7</b>
<b>Student Feedback .....</b>	<b>8</b>
<b>Additional Internal Financial Supports for Selkirk College Students .....</b>	<b>9</b>

## GUIDING PRINCIPLES FOR THE DEVELOPMENT OF STUDENT TUITION AND FEES

Selkirk College uses a set of guiding principles for the establishment of tuition and fees. Any tuition and supplementary fee increases are required to be in accordance with government policy. These principles include:

### 1. AFFORDABILITY

The potential impact of further increases, the economy in our region and the need to attract and retain students will be considered when determining fee amounts.

### 2. COMPARABILITY

Full-time tuition fees continue to be comparable to neighbouring institutions and on a system-wide basis. The college will work toward a supplementary fee structure that is more comparable system-wide by reviewing our method of charging tuition fees by contact hour rather than by credit for the purpose of increasing comparability. Community education, workplace training and advanced programs/ courses will have fees based on market rates.

### 3. ACCESS AND QUALITY FOR STUDENTS

The sustainability of access to and quality of programs and student services will be a primary consideration when determining fees.

### 4. PROGRAM AND SERVICE DELIVERY COSTS

Program and curriculum content will be reviewed for efficiencies without impacting quality. Supplementary fees will be assessed when required and will reflect the costs associated with programs, courses or student services.

### 5. EASY TO UNDERSTAND

Fees will be reported in two categories: tuition fees and supplementary fees. Appropriate communication processes will be employed to involve and inform students and staff.

## SUMMARY OF PROVINCIAL POLICY REGARDING TUITION AND FEES

### TUITION LIMIT POLICY

In September 2005, the BC government introduced the Tuition Limit Policy, which limited tuition and supplementary fee increases to an average rate of inflation, as represented by the consumer price index (CPI). Since the introduction of this policy, domestic tuition fee increases have been limited to 2% per year. The BC Provincial Tuition Limit Policy remained in place for the 2023/24 fiscal year.

### POST-SECONDARY FUNDING AT SELKIRK COLLEGE

The disparity between public post-secondary operating grants and operating expenses continues to grow across the province. Specifically, Selkirk College’s operating grants have increased by 13.3% over the past 10 fiscal years, while operating expenses have increased by 35.1%. A 2% increase to domestic tuition generates an additional approximately \$110,000 in revenue to the institution for funding programs and services. The individual impact to each student is in the range of \$70–\$90 per year.

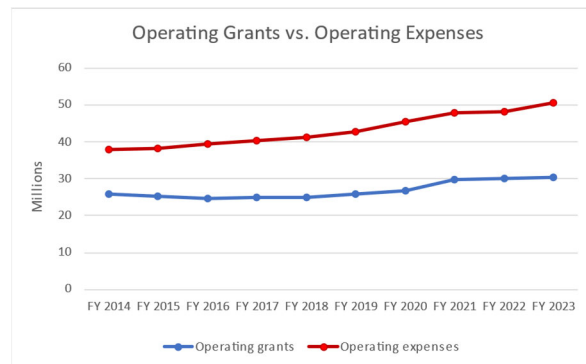


Figure 1. Ten-year comparative of Selkirk College’s operating grants and operating expenses per fiscal year (FY)

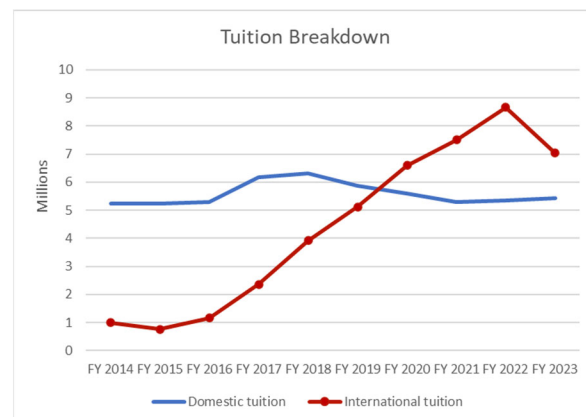


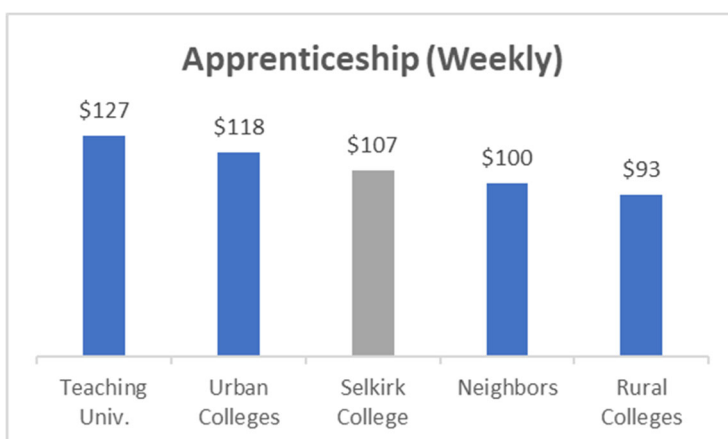
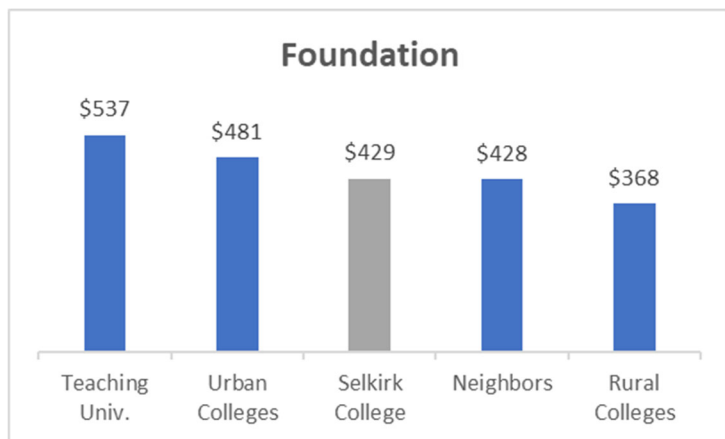
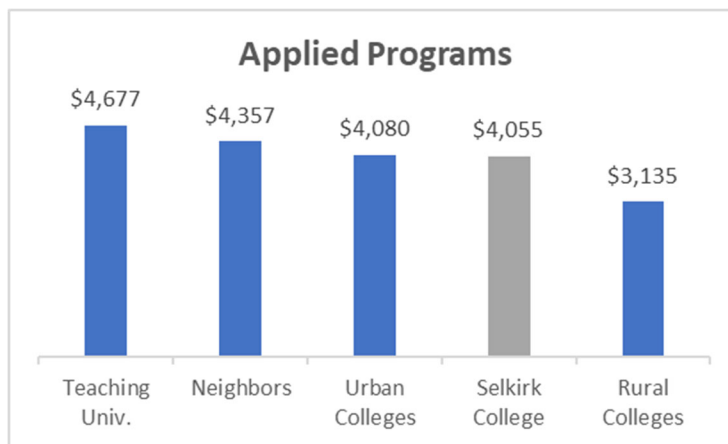
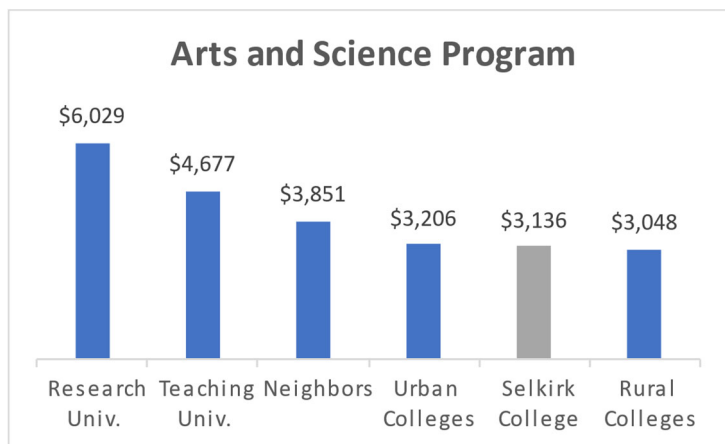
Figure 2. Selkirk College’s 10-year tuition trend for domestic and international tuition

# TUITION COMPARISONS IN THE BC PUBLIC POST-SECONDARY SYSTEM

## TUITION FEE COMPARISONS

Selkirk College continues to have among the lowest tuition fees for university transfer programs, applied programs and trades programs.

### DOMESTIC TUITION RATES IN BC



Note: Foundation tuition is calculated monthly. Apprenticeship tuition is calculated weekly. All other program area tuition is calculated based on an academic year.

Source: Ministry of Advanced Education, Skills and Training

For the purpose of this analysis, the following comparison groups were utilized:

#### URBAN COLLEGES

- BCIT
- Camosun College
- Douglas College
- Langara College
- Okanagan College
- Vancouver Community College

#### RURAL COLLEGES

- Coast Mountain College
- College of New Caledonia
- College of the Rockies
- Nicola Valley Institute
- North Island College
- Northern Lights College

#### TEACHING UNIVERSITIES

- Capilano University
- Kwantlen Polytechnic University
- Thompson Rivers University
- University of the Fraser Valley
- Vancouver Island University

#### RESEARCH UNIVERSITIES

- Simon Fraser University
- University of BC<sup>1</sup>
- University of Victoria
- University of Northern BC

#### NEIGHBOURS

- College of the Rockies
- Okanagan College
- Thompson Rivers University

# TUITION COMPARISONS IN THE BC PUBLIC POST SECONDARY SYSTEM

## DOMESTIC TUITION RATES IN BC— CONTINUED

### Annual Tuition Fees for Arts Program: Full-Time Domestic Students by Economic Development Region

BC Public Post-Secondary Institutions, Academic Year (AY) 2014/15

to 2023/24 Published Date: August 2023

Economic Development Region	Institution	AY 2014/15	AY 2015/16	AY 2016/17	AY 2017/18	AY 2018/19	AY 2019/20	AY 2020/21	AY 2021/22	AY 2022/23	AY 2023/24
<b>Mainland/Southwest</b>											
	British Columbia Institute of Technology	\$5,247	\$5,350	\$5,455	\$5,563	\$5,674	\$5,787	\$5,901	\$5,570	\$5,681	\$5,795
	Capilano University	\$3,610	\$3,683	\$3,756	\$3,831	\$3,908	\$3,986	\$4,066	\$4,147	\$4,230	\$4,315
	Douglas College	\$2,874	\$2,931	\$2,990	\$3,050	\$3,110	\$3,171	\$3,234	\$3,299	\$3,365	\$3,431
	Emily Carr University of Art and Design	\$3,788	\$3,864	\$3,942	\$4,021	\$4,101	\$4,183	\$4,267	\$4,267	\$4,352	\$4,439
	Justice Institute of British Columbia	\$4,714	\$4,808	\$4,904	\$5,002	\$5,102	\$5,204	\$5,308	\$5,414	\$5,523	\$5,633
	Kwantlen Polytechnic University	\$3,932	\$4,010	\$4,089	\$4,170	\$4,253	\$4,339	\$4,425	\$4,514	\$4,604	\$4,696
	Langara College	\$2,702	\$2,756	\$2,811	\$2,867	\$2,924	\$2,983	\$3,042	\$3,103	\$3,165	\$3,229
	Simon Fraser University	\$5,217	\$5,322	\$5,428	\$5,537	\$5,648	\$5,761	\$5,876	\$5,994	\$6,114	\$6,236
	University of British Columbia	\$4,890	\$4,988	\$5,088	\$5,190	\$5,294	\$5,399	\$5,507	\$5,617	\$5,729	\$5,843
	University of the Fraser Valley	\$4,020	\$4,100	\$4,182	\$4,266	\$4,351	\$4,438	\$4,527	\$4,618	\$4,710	\$4,804
	Vancouver Community College	\$2,477	\$2,526	\$2,577	\$2,628	\$2,681	\$2,735	\$2,789	\$2,845	\$2,902	\$2,960
<b>Vancouver Island/Coast</b>											
	Camosun College	\$3,155	\$3,218	\$3,283	\$3,348	\$3,415	\$3,484	\$3,553	\$3,624	\$3,697	\$3,771
	North Island College	\$2,738	\$2,793	\$2,849	\$2,905	\$2,963	\$3,022	\$3,082	\$3,144	\$3,206	\$3,269
	Royal Roads University	\$6,660	\$6,790	\$6,925	\$7,060	\$7,200	\$7,340	\$7,487	\$7,637	\$7,789	\$7,945
	University of Victoria	\$5,159	\$5,262	\$5,368	\$5,475	\$5,585	\$5,696	\$5,810	\$5,926	\$6,045	\$6,166
	Vancouver Island University	\$4,095	\$4,177	\$4,261	\$4,346	\$4,433	\$4,521	\$4,612	\$4,704	\$4,798	\$4,894
<b>Kootenay</b>											
	College of the Rockies	\$2,540	\$2,591	\$2,643	\$2,695	\$2,749	\$2,804	\$2,860	\$2,917	\$2,975	\$3,035
	Selkirk College	\$2,644	\$2,697	\$2,751	\$2,802	\$2,855	\$2,907	\$2,960	\$3,019	\$3,077	\$3,136
<b>Cariboo</b>											
	College of New Caledonia	\$2,516	\$2,565	\$2,616	\$2,669	\$2,722	\$2,776	\$2,831	\$2,887	\$2,944	\$3,003
	University of Northern British Columbia	\$4,913	\$5,011	\$5,111	\$5,213	\$5,318	\$5,424	\$5,533	\$5,644	\$5,756	\$5,872
<b>North</b>											
	Coast Mountain College	\$2,581	\$2,633	\$2,686	\$2,739	\$2,794	\$2,850	\$2,907	\$2,965	\$3,024	\$3,085
	Northern Lights College	\$3,002	\$3,060	\$3,119	\$3,181	\$3,244	\$3,309	\$3,375	\$3,443	\$3,511	\$3,581
<b>Thompson Okanagan</b>											
	Nicola Valley Institute of Technology	\$2,376	\$2,423	\$2,472	\$2,521	\$2,572	\$2,623	\$2,675	\$2,729	\$2,783	\$2,839
	Okanagan College	\$3,267	\$3,332	\$3,397	\$3,463	\$3,530	\$3,598	\$3,667	\$3,737	\$3,808	\$3,880
	Thompson Rivers University	\$3,907	\$3,985	\$4,064	\$4,145	\$4,228	\$4,313	\$4,399	\$4,487	\$4,576	\$4,668

Source: Data submissions from BC public post-secondary institutions to the Ministry of Post-Secondary Education and Future Skills, 2023

Figure 4. Comparison of annual tuition fees for arts programs for domestic students by economic development region in BC (2023/24)

#### Notes:

1. Academic Year (AY) is from September 1 to August 31.
2. In 2005, the BC Government introduced a Tuition Limit Policy under which domestic tuition fee increases for public post-secondary institutions are limited to two percent per year.
3. Tuition fees are based on two semesters (5 courses each semester) for a typical Arts student.
4. Tuition for British Columbia Institute of Technology (BCIT) is derived from the full-time Technology program. In 2021/22, BCIT revised the methodology for full-time Technology from a simple average to a weighted average using average headcount of sampled programs in three technology tuition bands. The amount for 2021/22 is \$5570, which is a 2% year-over-year increase from 2020/21.
5. Tuition for Justice Institute of British Columbia is derived from a Bachelor of Emergency and Security Management Studies.
6. Tuition for Royal Roads University is derived from a Bachelor of Science in Environmental Science.
7. The North Region includes the Northeast, North Coast, and Nechako economic development regions.

# TUITION COMPARISONS IN THE BC PUBLIC POST-SECONDARY SYSTEM

## INTERNATIONAL TUITION RATES IN BC

Selkirk International tuition remains the lowest as compared to neighbouring institutions.

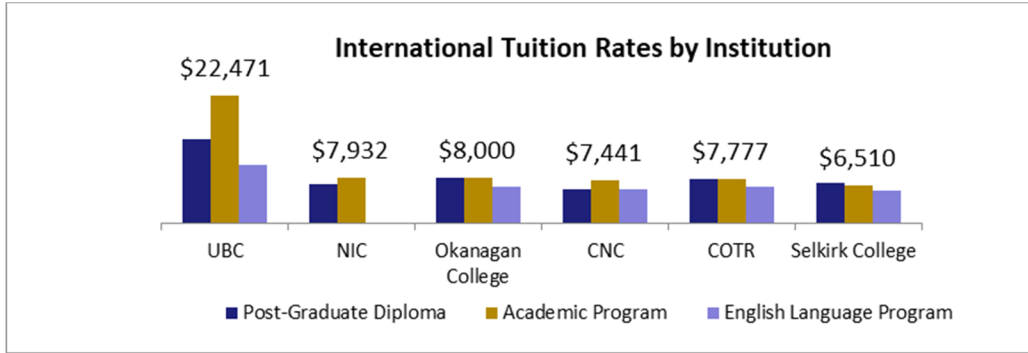


Figure 5. Comparison of international tuition by semester for post-graduate, undergraduate and English language programs

### Annual International Tuition Fees for Arts Program - Full-Time International Students by Economic Development Region

BC Public Post-Secondary Institutions, Academic Year (AY) 2014/15 to 2023/24

Published Date: August 2023

Economic Development Region	Institution	AY 2014/15	AY 2015/16	AY 2016/17	AY 2017/18	AY 2018/19	AY 2019/20	AY 2020/21	AY 2021/22	AY 2022/23	AY 2023/24
<b>Mainland/Southwest</b>											
	British Columbia Institute of Technology	\$18,323	\$18,688	\$19,060	\$19,441	\$19,828	\$20,223	\$20,627	\$19,709	\$20,104	\$20,941
	Capilano University	\$16,170	\$16,500	\$16,830	\$17,160	\$17,490	\$17,853	\$18,210	\$18,570	\$18,941	\$19,320
	Douglas College	\$15,300	\$15,600	\$15,900	\$17,400	\$17,400	\$17,400	\$18,000	\$18,360	\$18,728	\$19,103
	Emily Carr University of Art and Design	\$13,520	\$14,061	\$14,904	\$15,500	\$15,965	\$16,604	\$17,268	\$17,268	\$18,305	\$23,796
	Justice Institute of British Columbia	\$14,141	\$14,424	\$14,713	\$15,007	\$15,037	\$15,613	\$15,925	\$16,243	\$16,568	\$16,899
	Kwantlen Polytechnic University	\$15,750	\$16,500	\$16,830	\$17,166	\$19,741	\$19,741	\$20,136	\$20,538	\$20,949	\$21,368
	Langara College	\$16,950	\$16,950	\$17,700	\$17,700	\$17,700	\$17,700	\$18,762	\$18,762	\$18,762	\$19,137
	Simon Fraser University	\$19,648	\$21,613	\$22,046	\$22,928	\$23,845	\$24,799	\$25,791	\$26,822	\$27,895	\$29,011
	University of British Columbia	\$23,999	\$26,399	\$30,359	\$34,847	\$36,588	\$38,052	\$39,574	\$41,156	\$42,803	\$44,942
	University of the Fraser Valley	\$14,700	\$15,600	\$16,100	\$16,620	\$17,160	\$17,850	\$18,900	\$19,290	\$19,680	\$20,460
	Vancouver Community College	\$14,808	\$14,808	\$15,104	\$15,406	\$15,714	\$16,028	\$16,349	\$16,676	\$17,009	\$17,350
<b>Vancouver Island/Coast</b>											
	Camosun College	\$13,000	\$13,000	\$14,000	\$14,000	\$14,000	\$14,560	\$14,840	\$15,190	\$15,540	\$15,851
	North Island College	\$11,770	\$11,770	\$12,480	\$12,730	\$12,984	\$13,500	\$13,770	\$14,045	\$14,326	\$14,612
	Royal Roads University	\$16,640	\$17,880	\$19,200	\$19,995	\$20,390	\$20,790	\$21,206	\$21,630	\$22,063	\$22,504
	University of Victoria	\$16,693	\$17,027	\$17,368	\$18,062	\$21,675	\$24,926	\$25,861	\$26,830	\$27,836	\$29,715
	Vancouver Island University	\$13,200	\$13,920	\$13,920	\$15,240	\$15,240	\$16,680	\$16,680	\$19,575	\$19,227	\$21,741
<b>Kootenay</b>											
	College of the Rockies	\$8,869	\$8,869	\$9,351	\$9,640	\$10,311	\$11,179	\$12,095	\$13,107	\$14,701	\$14,895
	Selkirk College	\$8,840	\$9,200	\$9,200	\$9,800	\$9,800	\$10,780	\$11,320	\$11,890	\$12,400	\$13,020
<b>Cariboo</b>											
	College of New Caledonia	\$11,490	\$11,490	\$11,950	\$11,950	\$11,950	\$11,950	\$12,308	\$12,554	\$13,056	\$13,578
	University of Northern British Columbia	\$17,194	\$17,538	\$17,889	\$18,247	\$18,612	\$21,589	\$22,021	\$22,461	\$23,818	\$24,771
<b>North</b>											
	Coast Mountain College	\$7,744	\$7,899	\$8,057	\$11,642	\$11,875	\$12,113	\$12,355	\$12,602	\$12,854	\$13,111
	Northern Lights College	\$8,850	\$8,852	\$8,852	\$8,852	\$8,852	\$8,852	\$9,960	\$10,770	\$10,985	\$11,580
<b>Thompson Okanagan</b>											
	Nicola Valley Institute of Technology	\$9,869	\$10,067	\$10,268	\$10,474	\$10,683	\$10,897	\$11,115	\$11,337	\$11,337	\$11,564
	Okanagan College	\$11,880	\$12,120	\$12,360	\$12,980	\$13,750	\$13,750	\$14,160	\$14,440	\$14,730	\$15,997
	Thompson Rivers University	\$15,800	\$15,800	\$16,800	\$16,800	\$16,800	\$17,304	\$17,820	\$18,355	\$19,220	\$20,546

Source: Data submissions from BC public post-secondary institutions to the Ministry of Post-Secondary Education and Future Skills, 2023

#### Notes:

- Academic Year (AY) is from September 1 to August 31.
- Tuition fees are based on two semesters (5 courses each semester) for a typical Arts student.
- Tuition for British Columbia Institute of Technology (BCIT) is derived from the full-time Technology (International Student) program. In 2021/22, BCIT revised the methodology for full-time Technology from a simple average to a weighted average using average headcount of sampled programs in three technology tuition bands.
- All data for Emily Carr University of Art and Design have been restated to be based on a 30 credit program. Effective 2023/24, new undergraduate international students pay a different rate of tuition (\$23,796) compared to students registered up to and including 2022/23 (\$20,135.10).
- Justice Institute of British Columbia started offering an international undergraduate degree (Bachelor of Emergency and Security Management) in 2012/13. A second program is offered for a Bachelor of Law Enforcement Studies with international tuition set at \$20,022.84 in 2023/24.
- International tuition for Royal Roads University is based on an undergraduate degree in Environmental Science.
- For interprovincial comparisons see Statistics Canada [Table 37-10-0045-01](#): [Canadian and International Tuition Fees by Level of Study](#).
- Discrepancy between the provincial tuition data and the Statistics Canada tuition data is the result of methodological differences including weighting, program inclusion and included institutions.

Figure 6. Comparison of annual tuition fees for arts programs for international students by economic development region in BC (2023/24)

## TUITION TRENDS IN CANADA

Statistics Canada reported average annual undergraduate tuition ranging from \$3,461 in Quebec to \$9,575 in Nova Scotia. Although tuition fees increased in BC from \$6,256 in 2022/23 to 6,383 in 2023/24, BC remains the fifth-lowest tuition amount, falling below Manitoba, which has the sixth-lowest tuition amount when compared to other provinces. All provinces and territories have seen year-on-year increases in tuition.

### UNDERGRADUATE TUITION FEES FOR FULL-TIME CANADIAN STUDENTS BY PROVINCE 2023/24

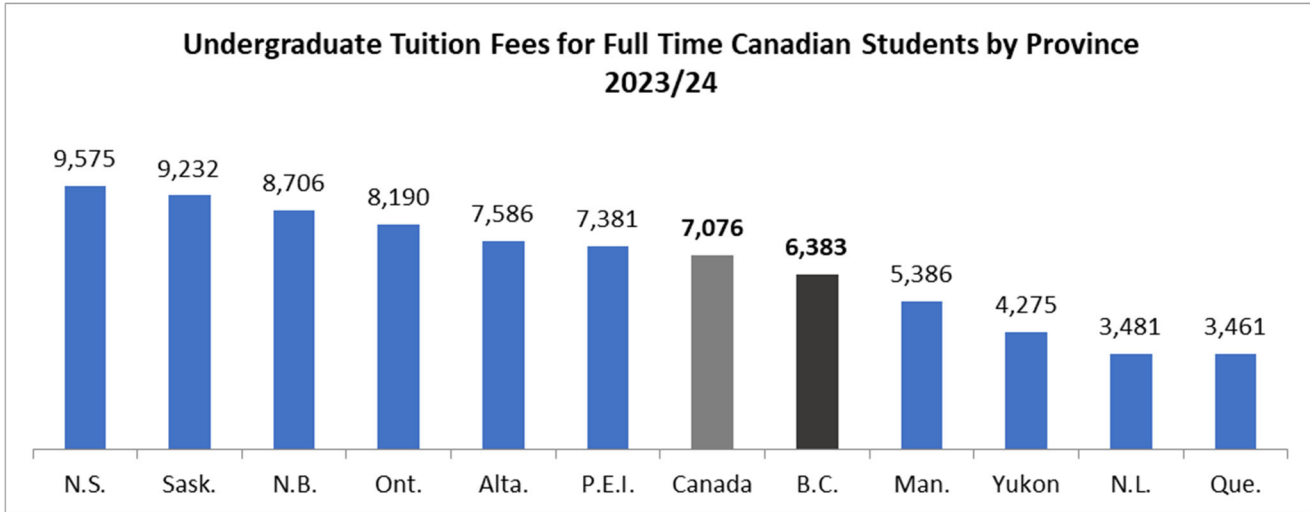


Figure 7: Undergraduate tuition fees 2023/24

Source: Statistics Canada, Centre for Education Statistics, Undergraduate Tuition Fees 2023/24

Across Canada, provinces and territories receive government funding to universities and colleges per student full-time equivalent (FTE). When comparing to other institutions in Canada, BC colleges remain one of the lowest for provincial government transfers to other institutions.

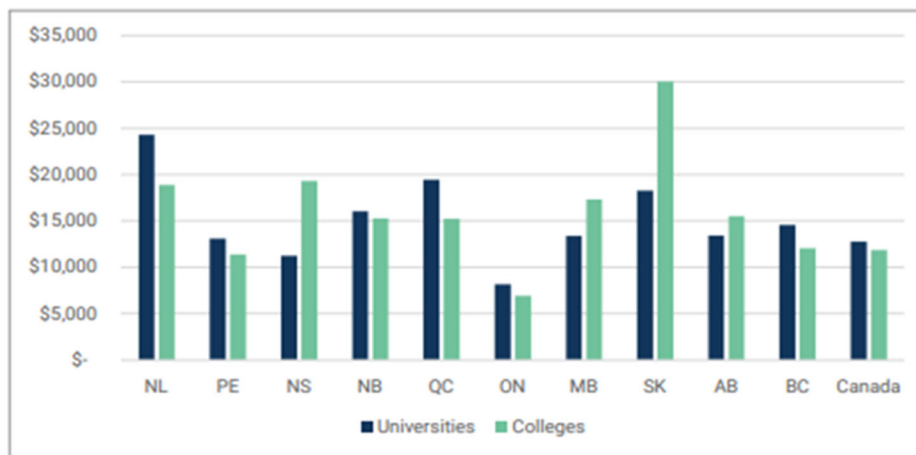


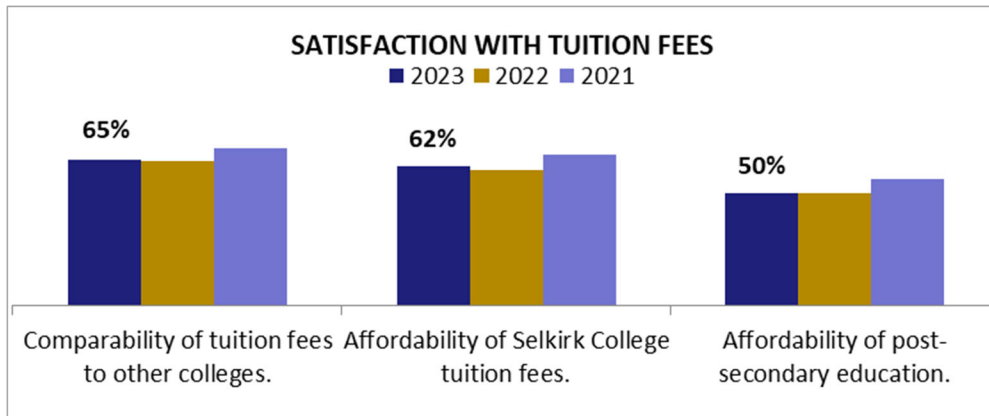
Figure 8: Provincial Expenditures per FTE Student, in 2021/22

Source: Higher Education Strategy Associates, *The State of Post-Secondary Education in Canada*

## STUDENT FEEDBACK

Students indicate a slight increase in satisfaction with Selkirk College tuition rates over 2022. The annual Student Engagement Survey is the primary source of internal feedback.

### SATISFACTION WITH TUITION FEES



Note: Includes domestic and international student feedback.

Figure 9: Three-year comparison of student satisfaction rates on different aspects of Selkirk College's tuition fees

Forty-seven percent (47%) of students cite affordable tuition as one of the main reasons for choosing Selkirk College for their studies, representing an increase of 3% from 2022. There was a 4% increase from 2022 for students choosing Selkirk College due to program/course selection.

### MAIN REASONS FOR ATTENDING SELKIRK COLLEGE

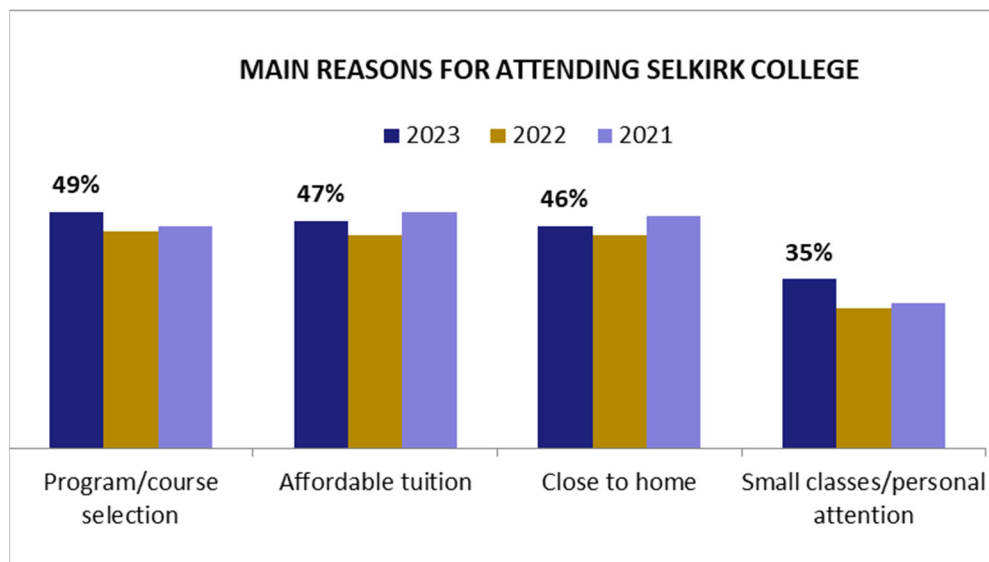


Figure 10: Three-year comparison of the main reasons students chose to attend Selkirk College



## STUDENT SERVICES FEE (2016)

In 2016, the Selkirk College Board of Governors approved a new Student Service Fee (4.5% of tuition). The basis for implementing this new fee was to respond to increasing need for additional supports for students, primarily in health and transition to employment. Revenue generated from the fee is combined with any one-time grants for these services received from government. The fee has been a very effective means of enhancing and sustaining student supports including:

- Providing mental health interventions, additional supports and educational programming through the development of a campus life coordinator role, a Healthy Campus Plan and a Mental Health Framework (aligned with the Okanagan Charter): [Okanagan Charter — Canadian Health Promoting Campuses \(chpcn.ca\)](#).
- Participation in provincial Violence Free BC policies and initiatives to prevent and respond to the issue of sexual violence on campus and implement strategies and plans.
- Sustained implementation of enhanced employment services and promotion of the Student Jobs Board to connect all students, international and domestic, with employers. This includes co-op positions, part-time work, postgraduation employment and work-study positions.
- Implementation of the Student Ambassador program to provide additional employment-related work experiences and opportunities for student engagement.
- Development and implementation of the co-curricular record transcript to document volunteerism and extra-curricular learning.

## ADDITIONAL INTERNAL FINANCIAL SUPPORTS FOR SELKIRK COLLEGE STUDENTS

### FINANCIAL AID

The Financial Aid Office at Selkirk College assists students and prospective students in seeking and securing financial assistance to enable them to pursue their scholastic objectives. Student financial assistance is available in various forms, including government financial aid—in the form of student loans and/or bursaries—scholarship and bursary programs, and corporate scholarship programs.

In addition, students have access to emergency funds by accessing student food banks, grocery cards, emergency bursaries and emergency loans. Additionally, Financial Aid provides budgeting tools and resources to help students with budgeting for school.

Description	2022-2023	2021-2022	2020-2021	2019-2020	2018-2019	2017-2018	2016-2017
Entrance Scholarships	\$ 78,275.00	\$ 94,130.00	\$ 53,735.00	\$ 63,585.00	\$ 69,830.00	\$ 69,920.00	\$ 57,535.00
Scholarships	\$ 133,790.00	\$ 108,116.00	\$ 95,946.00	\$ 96,235.00	\$ 115,082.00	\$ 127,255.00	\$ 110,923.35
Bursaries	\$ 727,045.15	\$ 260,999.18	\$ 322,814.89	\$ 278,366.33	\$ 243,884.92	\$ 222,291.36	\$ 198,889.39
Awards	\$ 31,525.89	\$ 26,835.03	\$ 45,337.40	\$ 59,960.08	\$ 43,441.75	\$ 38,380.34	\$ 25,664.84
COVID Emergency Funds	\$ 10,168.00	\$ 115,632.70	\$ 353,098.65				
<b>Total Awarded</b>	<b>\$ 980,804.04</b>	<b>\$ 605,712.91</b>	<b>\$ 870,931.94</b>	<b>\$ 498,146.41</b>	<b>\$ 472,238.67</b>	<b>\$ 457,846.70</b>	<b>\$ 393,012.58</b>

Figure 11: Five-year financial summary of scholarships, bursaries and awards disbursed by Selkirk College

## **EMERGENCY FUNDING FOR STUDENTS IS AVAILABLE THROUGH THE FOLLOWING BASE-FUNDED ACTIVITIES**

### **STUDENT FOOD BANKS**

Selkirk College supports food banks at the Castlegar, Trail, Silver King and Tenth Street campuses. Students can access the food banks by connecting with Student Union staff or counsellors.

### **GROCERY CARDS**

Financial Aid has supplied grocery cards in \$25 denominations to the counsellors at the Castlegar, Trail, Silver King, Victoria Street and Tenth Street campuses. Students meet with a counsellor who determines which supports are required. In the event of a short-term crisis, the counsellor can give out up to \$100 in grocery cards.

### **EMERGENCY BURSARIES**

Emergency bursaries for \$200 to \$1,500 are available. Students meet with a counsellor and complete an Emergency Bursary application. The counsellor and Financial Aid Office assess the application and determine financial need.

### **EMERGENCY LOANS**

Students waiting for a student loan disbursement can request an advance on the loan disbursement up to \$500. The emergency loan is paid when the loan is disbursed to the college.

### **BUDGETING TOOLS**

Financial Aid provides budgeting tools and resources to help students with budgeting for school.

## **OTHER SERVICES PROVIDED BY SELKIRK COLLEGE**

### **HEALTHY CAMPUS OFFICE/HEALTHY MINDS-HEALTHY CAMPUS**

Bystander training, creating safe spaces, consent and sexual violence dialogue and training, dinner basket conversations on, for example, healthy substance use, safety and inclusion strategy for LGBTQ students, cultural competency, inclusivity and diversity training, cannabis education, Options for Sexual Health clinic, the new Nurse Practitioner clinic and the Student Ambassador program.

### **EMPLOYMENT SERVICES**

Helping students with employment readiness, increased co-op education offerings, connecting students with summer and career job opportunities.

### **SUPPORT FOR FORMER YOUTH-IN-CARE PROGRAM (TUITION WAIVER) INDIGENOUS**

### **SERVICES AND PROGRAMMING**

For example, Indigenous counsellor (1.0 FTE), Orange Shirt Day, Sisters in Spirit, Cultural Expressions, Elders program, reconciliation speaker series, etc.

### **STUDENT CLUBS**

"Sustainable Selkirk" initiatives, cultural events.