

# TUITION FEE ANALYSIS

2022/23



# contents

<b>Guiding Principles for the Development of Student Tuition and Fees</b> .....	3
<b>Summary of Provincial Policy Regarding Tuition and Fees</b>	
<i>Tuition Limit Policy</i> .....	3
<b>Tuition Comparisons in the BC Public Post-Secondary System</b> .....	4
<i>Tuition Fee Comparisons</i> .....	5
<i>International Tuition Rates in BC</i> .....	6
<b>Tuition Trends in Canada</b> .....	7
<b>Student Feedback</b> .....	8
<b>Additional Internal Financial Supports for Selkirk College Students</b> .....	9

# GUIDING PRINCIPLES FOR THE DEVELOPMENT OF STUDENT TUITION AND FEES

Selkirk College uses a set of guiding principles for the establishment of tuition and fees. Any tuition and supplementary fee increases are required to be in accordance with government policy. These principles include:

## 1. AFFORDABILITY

The potential impact of further increases, the economy in our region and the need to attract and retain students will be considered when determining fee amounts.

## 2. COMPARABILITY

Full-time tuition fees continue to be comparable to neighbouring institutions and on a system-wide basis. The college will work toward a supplementary fee structure that is more comparable system-wide by reviewing our method of charging tuition fees by contact hour rather than by credit for the purpose of increasing comparability. Community education, workplace training and advanced programs/courses will have fees based on market rates.

## 3. ACCESS AND QUALITY FOR STUDENTS

The sustainability of access to and quality of programs and student services will be a primary consideration when determining fees.

## 4. PROGRAM AND SERVICE DELIVERY COSTS

Program and curriculum content will be reviewed for efficiencies without impacting quality. Supplementary fees will be assessed when required and will reflect the costs associated with programs, courses or student services.

## 5. EASY TO UNDERSTAND

Fees will be reported in two categories: tuition fees and supplementary fees. Appropriate communication processes will be employed to involve and inform students and staff.

## SUMMARY OF PROVINCIAL POLICY REGARDING TUITION AND FEES

### TUITION LIMIT POLICY

In September 2005, the BC government introduced the Tuition Limit Policy, which limited tuition and supplementary fee increases to an average rate of inflation, as represented by the consumer price index (CPI). Since the introduction of this policy, domestic tuition fee increases have been limited to two percent per year. The BC Provincial Tuition Limit Policy remained in place for the 2022/23 fiscal year.

### POST-SECONDARY FUNDING AT SELKIRK COLLEGE

The disparity between public post-secondary operating grants and operating expenses continues to grow across the province. Specifically, Selkirk College's operating grants have increased by 12.24% over the past 10 fiscal years, while operating expenses have increased by 28.9%. A 2% increase to domestic tuition generates an additional approximately \$110,000 revenue to the institution for funding programs and services. The individual impact to each student is in the range of \$60-\$80 per year.

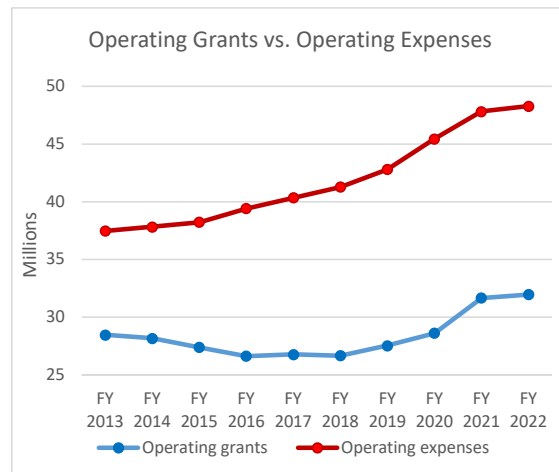


Figure 1. Ten-year comparative of Selkirk College's operating grants and operating expenses per fiscal year (FY).

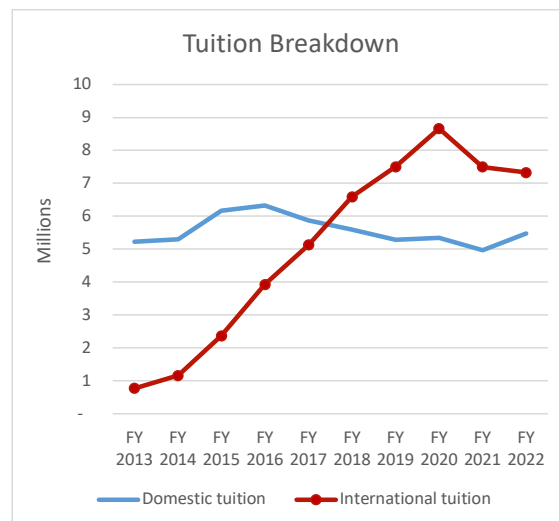


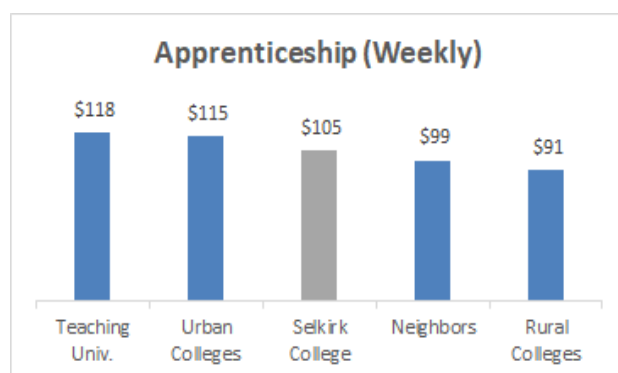
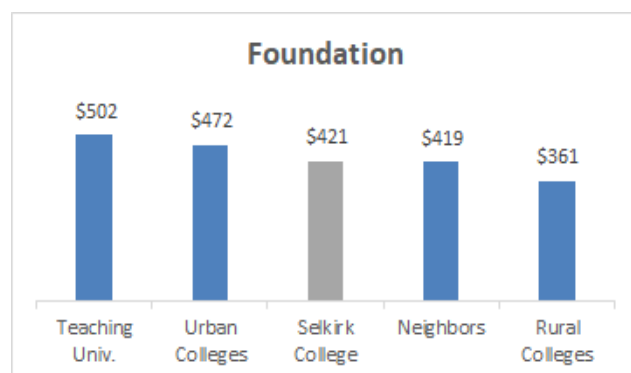
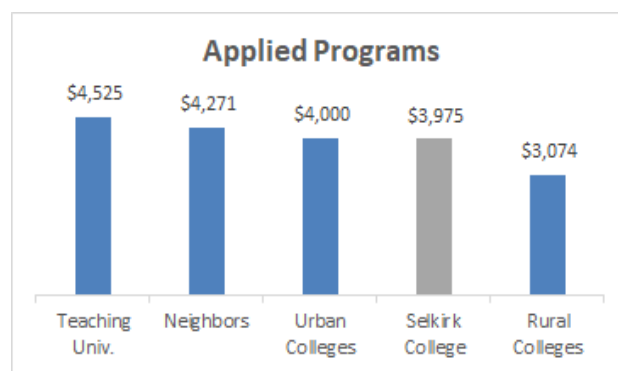
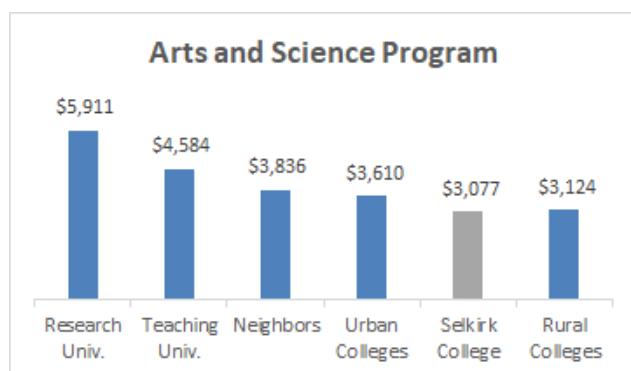
Figure 2. Selkirk College's 10-year tuition trend for domestic and international tuition.

# TUITION COMPARISONS IN THE BC PUBLIC POST SECONDARY SYSTEM

## TUITION FEE COMPARISONS

Selkirk College continues to have among the lowest tuition fees for University Transfer programs, Applied Programs and Trades programs.

## DOMESTIC TUITION RATES IN BC



Note: Foundation tuition is calculated monthly. Apprenticeship tuition is calculated weekly. All other program area tuition is calculated based on an academic year. Source: Ministry of Advanced Education, Skills and Training.

For the purpose of this analysis, the following comparison groups were utilized:

### URBAN COLLEGES

BCIT  
 Camosun College  
 Douglas College  
 Langara College  
 Okanagan College  
 Vancouver Community College

### RURAL COLLEGES

Coast Mountain College  
 College of New Caledonia  
 College of the Rockies  
 Nicola Valley Institute  
 North Island College  
 Northern Lights College

### TEACHING UNIVERSITIES

Capilano University  
 Kwantlen Polytechnic University  
 Thompson Rivers University  
 University of Fraser Valley  
 Vancouver Island University

### RESEARCH UNIVERSITIES

Simon Fraser University  
 University of B.C.<sup>1</sup>  
 University of Victoria  
 University of Northern B.C.

### NEIGHBOURS

College of the Rockies  
 Okanagan College  
 Thompson Rivers University

# TUITION COMPARISONS IN THE BC PUBLIC POST SECONDARY SYSTEM

## DOMESTIC TUITION RATES IN BC - CONTINUED

Annual Tuition Fees for Arts Program - Full-Time Domestic Students by Economic Development Region

BC Public Post-Secondary Institutions, Academic Year (AY) 2013/14 to 2022/23

Published Date: October 2022

Economic Development Region	Institution	AY 2013/14	AY 2014/15	AY 2015/16	AY 2016/17	AY 2017/18	AY 2018/19	AY 2019/20	AY 2020/21	AY 2021/22	AY 2022/23
<b>Mainland/Southwest</b>											
	British Columbia Institute of Technology	\$5,144	\$5,247	\$5,350	\$5,455	\$5,563	\$5,674	\$5,787	\$5,901	\$5,570	\$5,681
	Capilano University	\$3,539	\$3,610	\$3,683	\$3,756	\$3,831	\$3,908	\$3,986	\$4,066	\$4,147	\$4,230
	Douglas College	\$2,820	\$2,874	\$2,931	\$2,990	\$3,050	\$3,110	\$3,171	\$3,234	\$3,299	\$3,365
	Emily Carr University of Art and Design	\$3,714	\$3,788	\$3,864	\$3,942	\$4,021	\$4,101	\$4,183	\$4,267	\$4,267	\$4,352
	Justice Institute of British Columbia	\$4,621	\$4,714	\$4,808	\$4,904	\$5,002	\$5,102	\$5,204	\$5,308	\$5,414	\$5,523
	Kwantlen Polytechnic University	\$3,855	\$3,932	\$4,010	\$4,089	\$4,170	\$4,253	\$4,339	\$4,425	\$4,514	\$4,604
	Langara College	\$2,649	\$2,702	\$2,756	\$2,811	\$2,867	\$2,924	\$2,983	\$3,042	\$3,103	\$3,165
	Simon Fraser University	\$5,115	\$5,217	\$5,322	\$5,428	\$5,537	\$5,648	\$5,761	\$5,876	\$5,994	\$6,114
	University of British Columbia	\$4,794	\$4,890	\$4,988	\$5,088	\$5,190	\$5,294	\$5,399	\$5,507	\$5,617	\$5,729
	University of the Fraser Valley	\$3,941	\$4,020	\$4,100	\$4,182	\$4,266	\$4,351	\$4,438	\$4,527	\$4,618	\$4,710
	Vancouver Community College	\$2,428	\$2,477	\$2,526	\$2,577	\$2,628	\$2,681	\$2,735	\$2,789	\$2,845	\$2,902
<b>Vancouver Island/Coast</b>											
	Camosun College	\$3,093	\$3,155	\$3,218	\$3,283	\$3,348	\$3,415	\$3,484	\$3,553	\$3,624	\$3,697
	North Island College	\$2,685	\$2,738	\$2,793	\$2,849	\$2,905	\$2,963	\$3,022	\$3,082	\$3,144	\$3,206
	Royal Roads University	\$6,530	\$6,660	\$6,790	\$6,925	\$7,060	\$7,200	\$7,340	\$7,487	\$7,637	\$7,789
	University of Victoria	\$5,058	\$5,159	\$5,262	\$5,368	\$5,475	\$5,585	\$5,696	\$5,810	\$5,926	\$6,045
	Vancouver Island University	\$4,015	\$4,095	\$4,177	\$4,261	\$4,346	\$4,433	\$4,521	\$4,612	\$4,704	\$4,798
<b>Kootenay</b>											
	College of the Rockies	\$2,491	\$2,540	\$2,591	\$2,643	\$2,695	\$2,749	\$2,804	\$2,860	\$2,917	\$2,975
	Selkirk College	\$2,592	\$2,644	\$2,697	\$2,751	\$2,802	\$2,855	\$2,907	\$2,960	\$3,019	\$3,077
<b>Cariboo</b>											
	College of New Caledonia	\$2,466	\$2,516	\$2,565	\$2,616	\$2,669	\$2,722	\$2,776	\$2,831	\$2,887	\$2,944
	University of Northern British Columbia	\$4,816	\$4,913	\$5,011	\$5,111	\$5,213	\$5,318	\$5,424	\$5,533	\$5,644	\$5,756
<b>North</b>											
	Coast Mountain College	\$2,531	\$2,581	\$2,633	\$2,686	\$2,739	\$2,794	\$2,850	\$2,907	\$2,965	\$3,024
	Northern Lights College	\$2,943	\$3,002	\$3,060	\$3,119	\$3,181	\$3,244	\$3,309	\$3,375	\$3,443	\$3,511
<b>Thompson Okanagan</b>											
	Nicola Valley Institute of Technology	\$2,329	\$2,376	\$2,423	\$2,472	\$2,521	\$2,572	\$2,623	\$2,675	\$2,729	\$2,783
	Okanagan College	\$3,203	\$3,267	\$3,332	\$3,277	\$3,343	\$3,410	\$3,478	\$3,547	\$3,618	\$3,690
	Thompson Rivers University	\$3,830	\$3,907	\$3,985	\$4,064	\$4,145	\$4,228	\$4,313	\$4,399	\$4,487	\$4,576

Source: Data submissions from BC public post-secondary institutions to the Ministry of Advanced Education and Skills Training, 2022

Figure 4. Comparison of annual tuition fees for arts programs for domestic students by economic development region in BC (2022/23)

### Notes:

1. Academic Year (AY) is from September 1 to August 31.
2. In 2005, the BC Government introduced a tuition limit policy under which domestic tuition fee increases for public post-secondary institutions are limited to two percent per year.
3. Tuition fees are based on two semesters (5 courses each semester) for a typical Arts student.
4. Tuition for British Columbia Institute of Technology (BCIT) is derived from the full-time Technology program. In 2021/22, BCIT revised the methodology for full-time Technology from a simple average to a weighted average using average headcount of sampled programs in three technology tuition bands. The amount for 2021/22 is \$5570, which is a 2% year-over-year increase from 2020/21.
5. Tuition for Justice Institute of British Columbia is derived from a Bachelor of Emergency and Security Management Studies.
6. Tuition for Royal Roads University is derived from a Bachelor of Science in Environmental Science.
7. The North Region includes the Northeast, North Coast, and Nechako economic development regions.

# TUITION COMPARISONS IN THE BC PUBLIC POST SECONDARY SYSTEM

## INTERNATIONAL TUITION RATES IN BC

Selkirk International tuition remains the lowest as compared to neighbouring institutions.

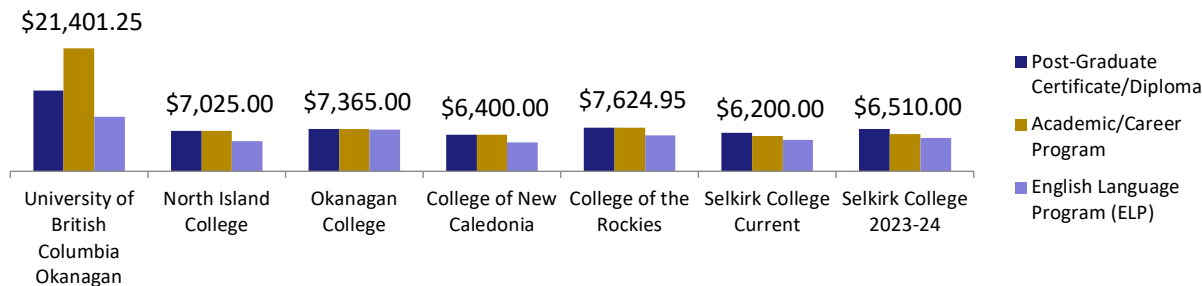


Figure 5. Comparison of international tuition by semester for post-graduate, undergraduate and English language programs

Annual International Tuition Fees for Arts Program - Full-Time International Students by Economic Development Region											
BC Public Post-Secondary Institutions, Academic Year (AY) 2013/14 to 2022/23											
Published Date: October 2022											
Economic Development Region	Institution	AY 2013/14	AY 2014/15	AY 2015/16	AY 2016/17	AY 2017/18	AY 2018/19	AY 2019/20	AY 2020/21	AY 2021/22	AY 2022/23
<b>Mainland/Southwest</b>											
	British Columbia Institute of Techno	\$17,963	\$18,323	\$18,688	\$19,060	\$19,441	\$19,828	\$20,223	\$20,627	\$19,709	\$20,104
	Capilano University	\$15,750	\$16,170	\$16,500	\$16,830	\$17,160	\$17,490	\$17,853	\$18,210	\$18,570	\$18,941
	Douglas College	\$15,000	\$15,300	\$15,600	\$15,900	\$17,400	\$17,400	\$17,400	\$18,000	\$18,360	\$18,728
	Emily Carr University of Art and Desig	\$15,600	\$16,224	\$16,873	\$17,885	\$18,600	\$19,158	\$19,925	\$20,722	\$20,722	\$21,965
	Justice Institute of British Columbia	\$13,864	\$14,141	\$14,424	\$14,713	\$15,007	\$15,037	\$15,613	\$15,925	\$16,243	\$16,568
	Kwantlen Polytechnic University	\$15,750	\$15,750	\$16,500	\$16,830	\$17,166	\$19,741	\$19,741	\$20,136	\$20,538	\$20,949
	Langara College	\$16,950	\$16,950	\$16,950	\$17,700	\$17,700	\$17,700	\$17,700	\$18,762	\$18,762	\$18,762
	Simon Fraser University	\$17,862	\$19,648	\$21,613	\$22,046	\$22,928	\$23,845	\$24,799	\$25,791	\$26,822	\$27,895
	University of British Columbia	\$23,300	\$23,999	\$26,399	\$30,359	\$34,847	\$36,588	\$38,052	\$39,574	\$41,156	\$42,803
	University of the Fraser Valley	\$13,350	\$14,700	\$15,600	\$16,100	\$16,620	\$17,160	\$17,850	\$18,900	\$19,290	\$19,680
	Vancouver Community College	\$14,517	\$14,808	\$14,808	\$15,104	\$15,406	\$15,714	\$16,028	\$16,349	\$16,676	\$17,009
<b>Vancouver Island/Coast</b>											
	Camosun College	\$13,000	\$13,000	\$13,000	\$14,000	\$14,000	\$14,000	\$14,560	\$14,840	\$15,190	\$15,540
	North Island College	\$11,770	\$11,770	\$11,770	\$12,480	\$12,730	\$12,984	\$13,500	\$13,770	\$14,045	\$14,326
	Royal Roads University	\$16,320	\$16,640	\$17,880	\$19,200	\$19,995	\$20,390	\$20,790	\$21,206	\$21,630	\$22,063
	University of Victoria	\$16,366	\$16,693	\$17,027	\$17,368	\$18,062	\$21,675	\$24,926	\$25,861	\$26,830	\$27,836
	Vancouver Island University	\$13,200	\$13,200	\$13,920	\$13,920	\$15,240	\$15,240	\$16,680	\$16,680	\$19,575	\$19,227
<b>Kootenay</b>											
	College of the Rockies	\$8,483	\$8,869	\$8,869	\$9,351	\$9,640	\$10,311	\$11,179	\$12,095	\$13,107	\$14,701
	Selkirk College	\$8,840	\$8,840	\$9,200	\$9,200	\$9,800	\$9,800	\$10,780	\$11,320	\$11,890	\$12,400
<b>Cariboo</b>											
	College of New Caledonia	\$11,490	\$11,490	\$11,490	\$11,950	\$11,950	\$11,950	\$11,950	\$12,308	\$12,554	\$13,056
	University of Northern British Colum	\$16,857	\$17,194	\$17,538	\$17,889	\$18,247	\$18,612	\$21,589	\$22,021	\$22,461	\$23,818
<b>North</b>											
	Coast Mountain College	\$7,592	\$7,744	\$7,899	\$8,057	\$11,642	\$11,875	\$12,113	\$12,355	\$12,602	\$12,854
	Northern Lights College	\$8,250	\$8,850	\$8,852	\$8,852	\$8,852	\$8,852	\$8,852	\$9,960	\$10,770	\$10,985
<b>Thompson Okanagan</b>											
	Nicola Valley Institute of Technology	\$9,869	\$9,869	\$10,067	\$10,268	\$10,474	\$10,683	\$10,897	\$11,115	\$11,337	\$11,337
	Okanagan College	\$11,000	\$11,880	\$12,120	\$12,360	\$12,980	\$13,750	\$13,750	\$14,160	\$14,440	\$14,730
	Thompson Rivers University	\$15,800	\$15,800	\$15,800	\$16,800	\$16,800	\$16,800	\$17,304	\$17,820	\$18,355	\$19,220

Source: Data submissions from BC public post-secondary institutions to the Ministry of Advanced Education and Skills Training, 2022

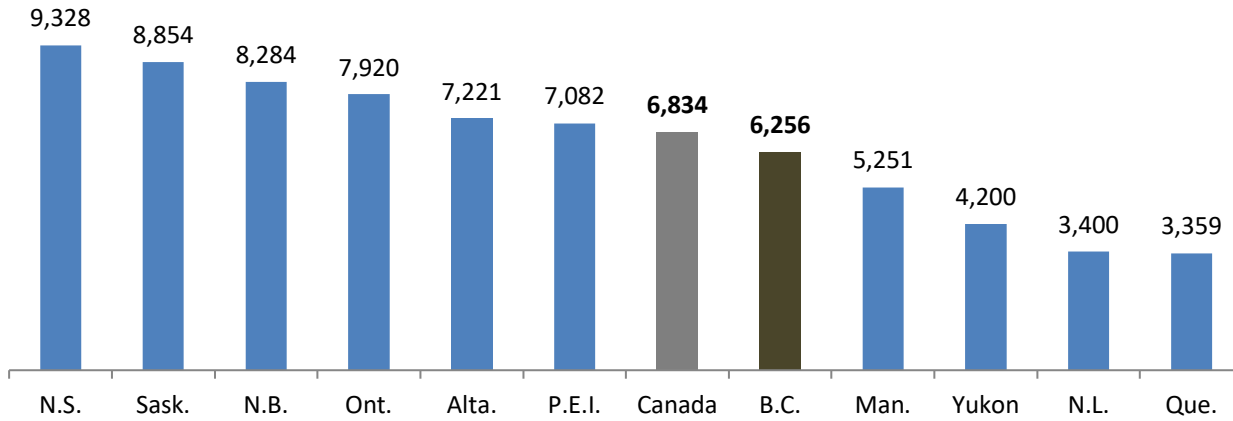
- Notes:**
1. Academic Year (AY) is from September 1 to August 31.
  2. Tuition fees are based on two semesters (5 courses each semester) for a typical Arts student.
  3. Tuition for British Columbia Institute of Technology (BCIT) is derived from the full-time Technology (International Student) program. In 2021/22, BCIT revised the methodology for full-time Technology from a simple average to a weighted average using average headcount of sampled programs in three technology tuition bands.
  4. International tuition for Emily Carr University of Art and Design is based on a 36 credit program. A 30 credit program is also offered with international tuition set at \$18,304.50 in 2022/23.
  5. Justice Institute of British Columbia started offering an international undergraduate degree (Bachelor of Emergency and Security Management) in 2012/13. A second program is offered for a Bachelor of Law Enforcement Studies with international tuition set at \$19,630.94 in 2022/23.
  6. International tuition for Royal Roads University is based on an undergraduate degree in Environmental Science.
  7. For interprovincial comparisons see Statistics Canada [Table 37-1 Canadian and International Tuition Fees by Level of Study](#).
  8. Discrepancy between the provincial tuition data and the Statistics Canada tuition data is the result of methodological differences including weighting, program inclusion and included institutions.

Figure 6. Comparison of annual tuition fees for arts programs for international students by economic development region in BC (2022/23)

## TUITION TRENDS IN CANADA

Statistics Canada reported average annual undergraduate tuition ranging from \$3,359 in Quebec to \$9,328 in Nova Scotia. Although tuition fees increased in BC from \$6,109 in 2021/22 to \$6,256 in 2022/23, BC remains the fifth-lowest tuition amount, falling below PEI, which has the sixth lowest tuition amount when compared to other provinces. Most provinces and territories have seen year-on-year increases in tuition.

### UNDERGRADUATE TUITION FEES FOR FULL-TIME CANADIAN STUDENTS BY PROVINCE 2022/23



Source: Statistics Canada, Centre for Education Statistics, Undergraduate Tuition Fees 2022/23

Across Canada, provinces and territories receive government funding to universities and colleges per student full-time equivalent (FTE). When comparing to other institutions in Canada, BC colleges remain one of the lowest for provincial government transfers to other institutions.

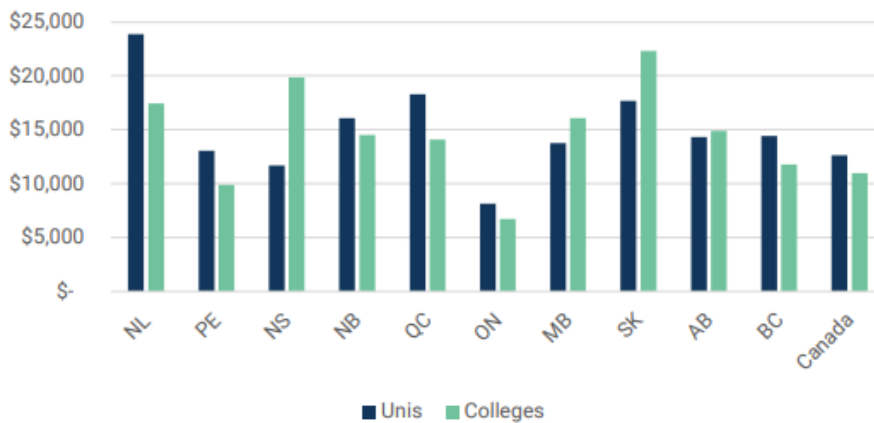


Figure 7: Provincial Expenditures per FTE Student, in 2020/21

Source: Higher Education Strategy Associates, The State of Post-Secondary Education in Canada

## STUDENT FEEDBACK

Students indicate a slight decrease in satisfaction with Selkirk College tuition rates over previous years. The annual Student Engagement Survey is the primary source of internal feedback.

### SATISFACTION WITH TUITION FEES

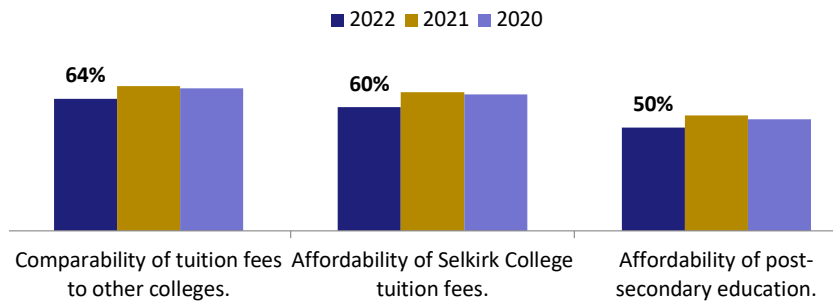


Figure 8: Three-year comparison of student satisfaction rates on different aspects of Selkirk College's tuition fees

Forty-four percent (44%) of students cite affordable tuition as one of the main reasons for choosing Selkirk College for their studies, representing a decrease of 4% from 2021. There was a 3% decrease from 2021 for students choosing Selkirk College due to program/course selection.

### MAIN REASONS FOR ATTENDING SELKIRK COLLEGE

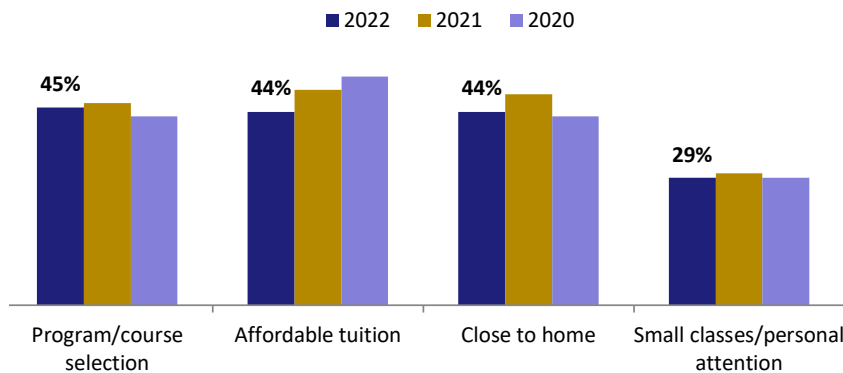


Figure 9: Three-year comparison of the main reasons students chose to attend Selkirk College



## STUDENT SERVICES FEE (2016)

In 2016, the Selkirk College Board approved a new Student Service Fee (4.5% of tuition). The basis for implementing this new fee was to respond to increasing need for additional supports for students, primarily in health and transition to employment. Revenue generated from the fee is combined with any one-time grants for these services received from government. The fee has been a very effective means of enhancing and sustaining student supports including:

- Providing mental health interventions, additional supports and educational programming through the development of a campus life coordinator role, a Healthy Campus Plan and a Mental Health Framework (aligned with the Okanagan Charter): <http://selkirk.ca/sites/default/files/Healthy%20Campus%20Initiatives/SC-HC-MentalHealthWellBeing-2019-09-13%20F.pdf>
- Participation in provincial Violence Free BC policies and initiatives to prevent and respond to the issue of sexual violence on campus and implement strategies and plans.
- Sustained implementation of enhanced employment services and promotion of the Career Portal to connect all students, international and domestic, with employers. This includes co-op positions, part-time work, post-graduation employment and work-study positions.
- Implementation of the student ambassador program to provide additional employment-related work experiences and opportunities for student engagement.
- Development and implementation of the co-curricular record transcript to document volunteerism and extra-curricular learning.

## ADDITIONAL INTERNAL FINANCIAL SUPPORTS FOR SELKIRK COLLEGE STUDENTS

### FINANCIAL AID

The Financial Aid Office at Selkirk College assists students and prospective students in seeking and securing financial assistance to enable them to pursue their scholastic objectives. Student financial assistance is available in various forms, including government financial aid—in the form of student loans and/or bursaries—scholarships and bursary programs and corporate scholarship programs.

Selkirk College, in partnership with community donors and the Ministry of Advanced Education, Skills & Training, has combined resources to develop a relief fund in this unprecedented time that will assist students who are impacted by the COVID-19 pandemic. In the 2022 fiscal year, \$115,632.70 of the emergency funds were dispersed to students.

In addition, students have access to emergency funds by accessing student food banks, grocery cards, emergency bursaries and emergency loans. Additionally, Financial Aid provides budgeting tools and resources to help students with budgeting for school.

Description	2021-2022	2020-2021	2019-2020	2018-2019	2017-2018	2016-2017
Entrance Scholarships	\$ 94,130.00	\$ 53,735.00	\$ 63,585.00	\$ 69,830.00	\$ 69,920.00	\$ 57,535.00
Scholarships	\$ 108,116.00	\$ 95,946.00	\$ 96,235.00	\$ 115,082.00	\$ 127,255.00	\$ 110,923.35
Bursaries	\$ 260,999.18	\$ 322,814.89	\$ 278,366.33	\$ 243,884.92	\$ 222,291.36	\$ 198,889.39
Awards	\$ 26,835.03	\$ 45,337.40	\$ 59,960.08	\$ 43,441.75	\$ 38,380.34	\$ 25,664.84
COVID Emergency Funds	\$ 115,632.70	\$ 353,098.65				
<b>Total Awarded</b>	<b>\$ 605,712.91</b>	<b>\$ 870,931.94</b>	<b>\$ 498,146.41</b>	<b>\$ 472,238.67</b>	<b>\$ 457,846.70</b>	<b>\$ 393,012.58</b>

Figure 10: Five-year financial summary of scholarships, bursaries and awards disbursed by Selkirk College

## **EMERGENCY FUNDING FOR STUDENTS IS AVAILABLE THROUGH THE FOLLOWING BASE FUNDED ACTIVITIES**

### **STUDENT FOOD BANKS**

Selkirk College supports food banks at the Castlegar, Trail, Silver King and Tenth Street campuses. Students can access the food banks by connecting with Student Union staff or counsellors.

### **GROCERY CARDS**

Financial Aid has supplied grocery cards in \$25 denominations to the counsellors at the Castlegar, Trail, Silver King, Victoria Street and Tenth Street campuses. Students meet with a counsellor who determines what supports are required. In the event of a short-term crisis, the counsellor can give out up to \$100 in grocery cards.

### **EMERGENCY BURSARIES**

Emergency bursaries for \$200 to \$1,500 are available. Students meet with a counsellor and complete an Emergency Bursary application. The counsellor and Financial Aid Office assess the application and determine financial need.

### **EMERGENCY LOANS**

Students waiting for a student loan disbursement can request an advance on the loan disbursement up to \$500. The emergency loan is paid when the loan is disbursed to the college.

### **BUDGETING TOOLS**

Financial Aid provides budgeting tools and resources to help students with budgeting for school.

## **OTHER SERVICES PROVIDED BY SELKIRK COLLEGE**

### **HEALTHY CAMPUS OFFICE/HEALTHY MINDS-HEALTHY CAMPUS**

Bystander training, creating safe spaces, consent and sexual violence dialogue and training, dinner basket conversations on, for example, healthy substance use, safety and inclusion strategy for LGBTQ students, cultural competency, inclusivity and diversity training, cannabis education, Options for Sexual Health clinic, the new Nurse Practitioner clinic and the Student Ambassador program

### **EMPLOYMENT SERVICES**

Helping students with employment readiness, increased co-op education offerings, connecting students with summer and career job opportunities

### **SUPPORT FOR FORMER YOUTH IN CARE PROGRAM (TUITION WAIVER)**

### **INDIGENOUS SERVICES AND PROGRAMMING**

For example, Indigenous counsellor (1.0 FTE), Orange Shirt Day, Sisters in Spirit, Cultural Expressions, Elders program, Reconciliation speaker series, etc.

### **STUDENT CLUBS**

"Sustainable Selkirk" initiatives, cultural events