

TUITION FEE ANALYSIS

2020-2021



contents

Guiding Principles for the Development of Student Tuition and Fees	3
Summary of Provincial Policy regarding Tuition and Fees	
<i>Tuition Limit Policy</i>	3
<i>Tuition Fee Comparisons</i>	4
<i>Domestic Tuition Rates in BC</i>	4
<i>International Tuition Rates in BC</i>	6
Tuition trends in Canada	7
Student Feedback	8
Student Services Fee (2016)	9
Additional internal financial supports for Selkirk College students	9

GUIDING PRINCIPLES FOR THE DEVELOPMENT OF STUDENT TUITION AND FEES

Selkirk College uses a set of Guiding Principles for the establishment of tuition and fees. Any tuition and supplementary fee increases are required to be in accordance with Government Policy. These principles include:

1. AFFORDABILITY

The potential impact of further increases, the economy in our region and the need to attract and retain students will be considered when determining fee amounts.

2. COMPARABILITY

Full-time tuition fees continue to be comparable on a system-wide and neighbouring institution basis. The college will work toward a supplementary fee structure that is more comparable system-wide by reviewing our method of charging tuition fees by contact hour rather than by credit for the purpose of increasing comparability. Community education, workplace training and advanced programs/courses will have fees that are based on market rates.

3. ACCESS AND QUALITY FOR STUDENTS

The sustainability of access to and quality of programs and student services will be a primary consideration when determining fees.

4. PROGRAM AND SERVICE DELIVERY COSTS

Program and curriculum content will be reviewed for efficiencies without impacting quality. Supplementary fees will be assessed when required and will reflect the costs associated with programs, courses or student services.

5. EASY TO UNDERSTAND

Fees will be reported in two categories: tuition fees and supplementary fees. Appropriate communication processes will be employed to involve and inform students and staff.

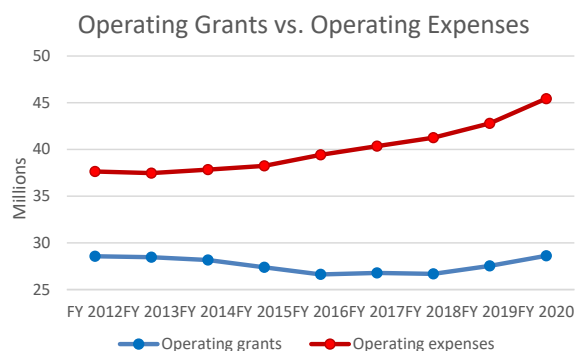
SUMMARY OF PROVINCIAL POLICY REGARDING TUITION AND FEES

TUITION LIMIT POLICY

In September 2005, the B.C. Government introduced the Tuition Limit Policy, which limited tuition and supplementary fee increases to an average rate of inflation, as represented by the consumer price index (CPI). Since the introduction of this policy, domestic tuition fee increases have been limited to two percent per year. The BC Provincial Tuition Limit Policy remained in place for the 2020/21 fiscal year.

POST-SECONDARY FUNDING AT SELKIRK COLLEGE

The disparity between public post secondary operating grants and operating expenses continues to grow across the province. Specifically, Selkirk College's operating grant has increased by 0.19% over the last 9 years while operating expenses have increased by 20.7%. A 2% increase to domestic tuition generates an additional approximately \$100,000 revenue to the institution for funding programs and services. The individual impact to each student is in the \$60-\$80/ year range.

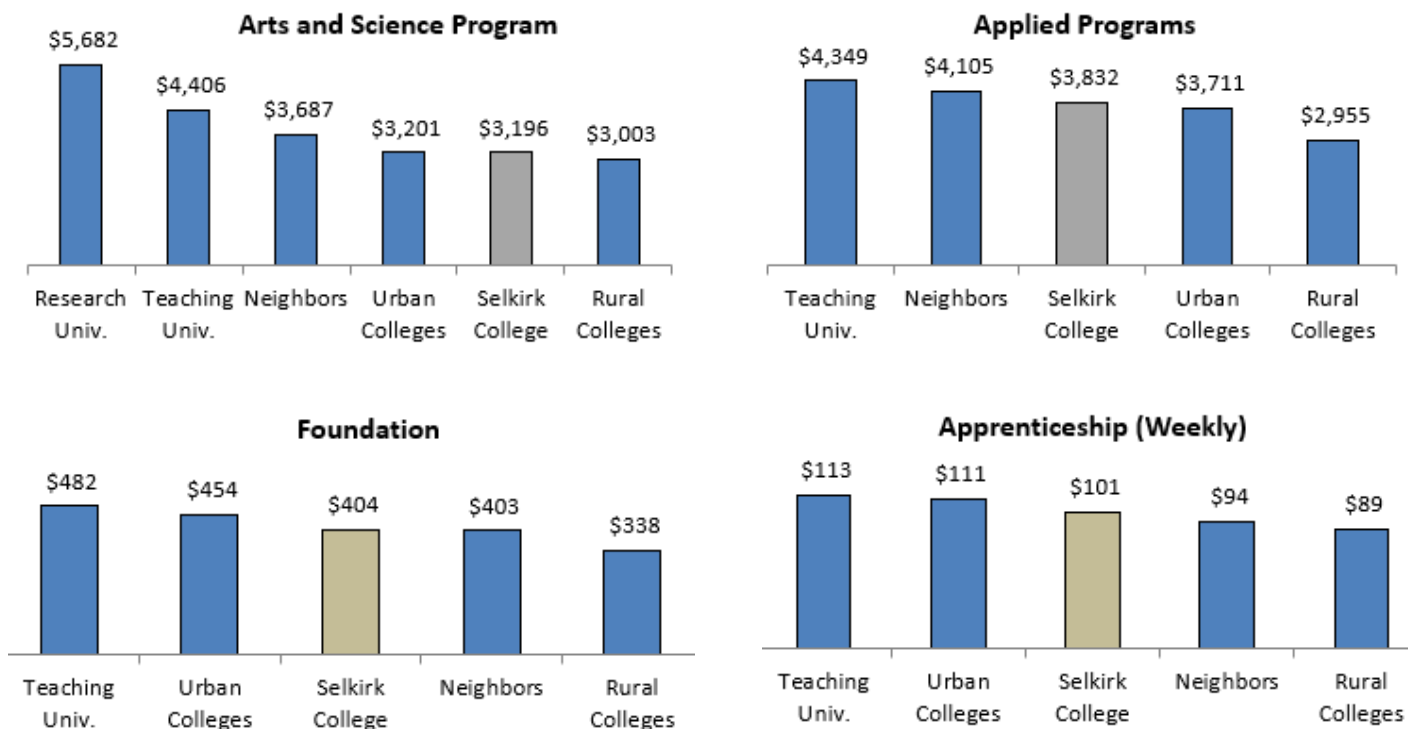


TUITION COMPARISONS IN THE BC PUBLIC POST SECONDARY SYSTEM

TUITION FEE COMPARISONS

Selkirk College continues to have among the lowest tuition fees for University Transfer, Applied Programs and Trades programs.

DOMESTIC TUITION RATES IN BC



Note: Foundation tuition is calculated monthly. Apprenticeship is calculated weekly, all other program areas are calculated based on an academic year

Source: Ministry of Advanced Education, Skills and Training.

For the purpose of this analysis, the following comparison groups were utilized:

URBAN COLLEGES

- BCIT
- Camosun College
- Douglas College
- Langara College
- Okanagan College
- Vancouver Community College

RURAL COLLEGES

- Coast Mountain College
- College of New Caledonia
- College of the Rockies
- Nicola Valley Institute
- North Island College
- Northern Lights College

TEACHING UNIVERSITIES

- Capilano University
- Kwantlen University
- Thompson Rivers University
- University of Fraser Valley
- Vancouver Island University

RESEARCH UNIVERSITIES

- Simon Fraser University
- University of B.C.¹
- University of Victoria
- University of Northern B.C.

NEIGHBOURS

- College of the Rockies
- Okanagan College
- Thompson Rivers University

DOMESTIC TUITION RATES IN BC - CONTINUED

Comparative data for first year university arts programming for BC public institutions.

Annual Tuition Fees for Arts Program - Full-Time Domestic Students by Economic Development Region											
BC Public Post-Secondary Institutions, Academic Year (AY) 2011/12 to 2020/21											
Published Date: December 2020											
Economic Development Region	Institution	AY 2011/12	AY 2012/13	AY 2013/14	AY 2014/15	AY 2015/16	AY 2016/17	AY 2017/18	AY 2018/19	AY 2019/20	AY 2020/21
Mainland/Southwest											
	British Columbia Institute of Technology	\$4,945	\$5,043	\$5,144	\$5,247	\$5,350	\$5,455	\$5,563	\$5,674	\$5,787	\$5,901
	Capilano University	\$3,402	\$3,470	\$3,539	\$3,610	\$3,683	\$3,756	\$3,831	\$3,908	\$3,986	\$4,066
	Douglas College	\$2,712	\$2,766	\$2,820	\$2,874	\$2,931	\$2,990	\$3,050	\$3,110	\$3,171	\$3,234
	Emily Carr University of Art and Design	\$3,572	\$3,642	\$3,714	\$3,788	\$3,864	\$3,942	\$4,021	\$4,101	\$4,183	\$4,267
	Justice Institute of British Columbia	N/A	\$4,376	\$4,463	\$4,552	\$4,644	\$4,737	\$4,831	\$4,928	\$5,026	\$5,127
	Kwantlen Polytechnic University	\$3,707	\$3,780	\$3,855	\$3,932	\$4,010	\$4,089	\$4,170	\$4,253	\$4,339	\$4,425
	Langara College	\$2,547	\$2,598	\$2,649	\$2,702	\$2,756	\$2,811	\$2,867	\$2,924	\$2,983	\$3,042
	Simon Fraser University	\$4,914	\$5,013	\$5,115	\$5,217	\$5,322	\$5,428	\$5,537	\$5,648	\$5,761	\$5,876
	University of British Columbia	\$4,608	\$4,700	\$4,794	\$4,890	\$4,988	\$5,088	\$5,190	\$5,294	\$5,399	\$5,507
	University of the Fraser Valley	\$3,788	\$3,864	\$3,941	\$4,020	\$4,100	\$4,182	\$4,266	\$4,351	\$4,438	\$4,527
	Vancouver Community College	\$2,333	\$2,381	\$2,428	\$2,477	\$2,526	\$2,577	\$2,628	\$2,681	\$2,735	\$2,789
Vancouver Island/Coast											
	Camosun College	\$2,973	\$3,033	\$3,093	\$3,155	\$3,218	\$3,283	\$3,348	\$3,415	\$3,484	\$3,553
	North Island College	\$2,581	\$2,633	\$2,685	\$2,738	\$2,793	\$2,849	\$2,905	\$2,963	\$3,022	\$3,082
	Royal Roads University	\$6,280	\$6,405	\$6,530	\$6,660	\$6,790	\$6,925	\$7,060	\$7,200	\$7,340	\$7,487
	University of Victoria	\$4,862	\$4,959	\$5,058	\$5,159	\$5,262	\$5,368	\$5,475	\$5,585	\$5,696	\$5,810
	Vancouver Island University	\$3,859	\$3,936	\$4,015	\$4,095	\$4,177	\$4,261	\$4,346	\$4,433	\$4,521	\$4,612
Kootenay											
	College of the Rockies	\$2,394	\$2,442	\$2,491	\$2,540	\$2,591	\$2,643	\$2,695	\$2,749	\$2,804	\$2,860
	Selkirk College	\$2,492	\$2,542	\$2,592	\$2,644	\$2,697	\$2,751	\$2,802	\$2,855	\$2,907	\$2,960
Cariboo											
	College of New Caledonia	\$2,376	\$2,421	\$2,466	\$2,516	\$2,565	\$2,616	\$2,669	\$2,722	\$2,776	\$2,831
	University of Northern British Columbia	\$4,629	\$4,722	\$4,816	\$4,913	\$5,011	\$5,111	\$5,213	\$5,318	\$5,424	\$5,533
North											
	Coast Mountain College	\$2,432	\$2,481	\$2,531	\$2,581	\$2,633	\$2,686	\$2,739	\$2,794	\$2,850	\$2,907
	Northern Lights College	\$2,831	\$2,887	\$2,943	\$3,002	\$3,060	\$3,119	\$3,181	\$3,244	\$3,309	\$3,375
Thompson Okanagan											
	Nicola Valley Institute of Technology	\$2,239	\$2,284	\$2,329	\$2,376	\$2,423	\$2,472	\$2,521	\$2,572	\$2,623	\$2,675
	Okanagan College	\$3,078	\$3,140	\$3,203	\$3,267	\$3,332	\$3,277	\$3,343	\$3,410	\$3,478	\$3,547
	Thompson Rivers University	\$3,682	\$3,755	\$3,830	\$3,907	\$3,985	\$4,064	\$4,145	\$4,228	\$4,313	\$4,399

Source: Data submissions from BC public post-secondary institutions to the Ministry of Advanced Education and Skills Training, 2020

Notes:

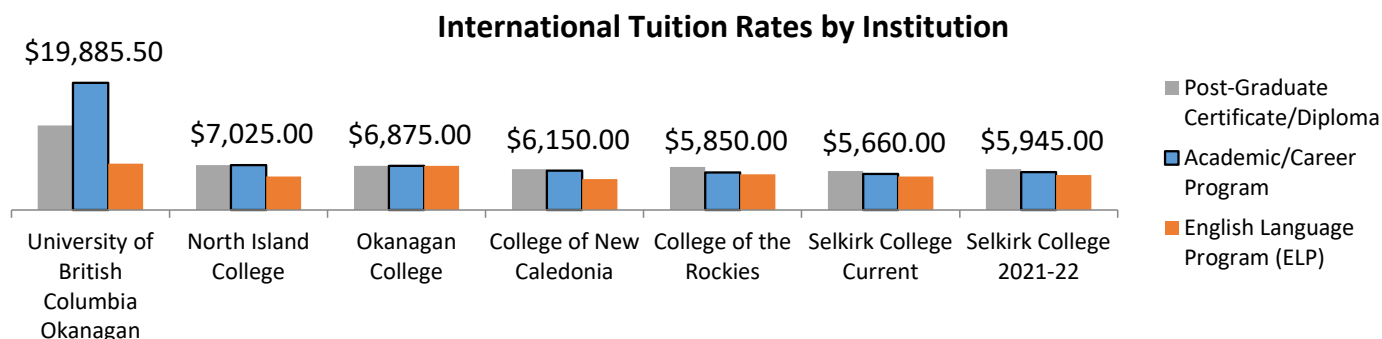
1. In 2005, the BC Government introduced a tuition limit policy under which domestic tuition fee increases for public post-secondary institutions are limited to two percent per year.
2. Academic Year (AY) is from September 1 to August 31.
3. Tuition fees are based on two semesters (5 courses each semester) for a typical Arts student.
4. Justice Institute of British Columbia started offering an undergraduate degree (Bachelor of Emergency and Security Management Studies) in 2012/13.
5. Royal Roads University tuition data are based on the Bachelor of Science in Environmental Science program.
6. The North Region includes the Northeast, North Coast, and Nechako economic development regions.

TUITION COMPARISONS IN THE BC PUBLIC POST SECONDARY SYSTEM

INTERNATIONAL TUITION RATES IN BC

Selkirk International tuition remains the lowest as compared to neighbouring institutions

Basic comparator of international tuition by semester, 2020-21



Multi comparator data for international base tuition across the BC Public system

Annual International Tuition Fees for Arts Program - Full-Time International Students by Economic Development Region

BC Public Post-Secondary Institutions, Academic Year (AY) 2011/12 to 2020/21

Published Date: December 2020

Economic Development Region	Institution	AY 2011/12	AY 2012/13	AY 2013/14	AY 2014/15	AY 2015/16	AY 2016/17	AY 2017/18	AY 2018/19	AY 2019/20	AY 2020/21
Mainland/Southwest											
	British Columbia Institute of Technology	\$16,352	\$17,611	\$17,963	\$18,323	\$18,688	\$19,060	\$19,441	\$19,828	\$20,223	\$20,627
	Capilano University	\$14,250	\$15,000	\$15,750	\$16,170	\$16,500	\$16,830	\$17,160	\$17,490	\$17,853	\$18,210
	Douglas College	\$13,500	\$14,400	\$15,000	\$15,300	\$15,600	\$15,900	\$17,400	\$17,400	\$17,400	\$18,000
	Emily Carr University of Art and Design	\$14,400	\$15,000	\$15,600	\$16,224	\$16,873	\$17,885	\$18,600	\$19,158	\$19,925	\$20,722
	Justice Institute of British Columbia	N/A	\$13,127	\$13,390	\$13,658	\$13,931	\$14,210	\$14,493	\$14,783	\$15,079	\$15,380
	Kwantlen Polytechnic University	\$13,800	\$15,000	\$15,750	\$15,750	\$16,500	\$16,830	\$17,166	\$19,741	\$19,741	\$20,136
	Langara College	\$15,750	\$16,500	\$16,950	\$16,950	\$16,950	\$17,700	\$17,700	\$17,700	\$17,700	\$18,762
	Simon Fraser University	\$15,915	\$16,236	\$17,862	\$19,648	\$21,613	\$22,046	\$22,928	\$23,845	\$24,799	\$25,791
	University of British Columbia	\$21,963	\$22,402	\$22,850	\$23,535	\$24,252	\$24,969	\$28,007	\$32,208	\$36,969	\$38,816
	University of the Fraser Valley	\$11,790	\$12,720	\$13,350	\$14,700	\$15,600	\$16,100	\$16,620	\$17,160	\$17,850	\$18,900
	Vancouver Community College	\$12,334	\$13,568	\$14,517	\$14,808	\$14,808	\$15,104	\$15,406	\$15,714	\$16,028	\$16,349
Vancouver Island/Coast											
	Camosun College	\$12,000	\$13,000	\$13,000	\$13,000	\$13,000	\$14,000	\$14,000	\$14,000	\$14,560	\$14,840
	North Island College	\$10,710	\$10,710	\$11,770	\$11,770	\$11,770	\$12,480	\$12,730	\$12,984	\$13,500	\$13,770
	Royal Roads University	\$12,565	\$16,000	\$16,320	\$16,640	\$17,880	\$19,200	\$19,995	\$20,390	\$20,790	\$21,206
	University of Victoria	\$15,730	\$16,045	\$16,366	\$16,693	\$17,027	\$17,368	\$18,062	\$21,675	\$24,926	\$25,861
	Vancouver Island University	\$12,500	\$12,500	\$13,200	\$13,200	\$13,920	\$13,920	\$15,240	\$15,240	\$16,680	\$16,680
Kootenay											
	College of the Rockies	\$8,194	\$8,194	\$8,483	\$8,869	\$8,869	\$9,351	\$9,640	\$10,311	\$11,179	\$12,095
	Selkirk College	\$8,500	\$8,500	\$8,840	\$8,840	\$9,200	\$9,200	\$9,800	\$9,800	\$10,780	\$11,320
Cariboo											
	College of New Caledonia	\$11,490	\$11,490	\$11,490	\$11,490	\$11,490	\$11,950	\$11,950	\$11,950	\$11,950	\$12,308
	University of Northern British Columbia	\$16,203	\$16,527	\$16,857	\$17,194	\$17,538	\$17,889	\$18,247	\$18,612	\$21,589	\$22,021
North											
	Coast Mountain College	\$7,444	\$7,444	\$7,592	\$7,744	\$7,899	\$8,057	\$11,642	\$11,875	\$12,113	\$12,355
	Northern Lights College	\$8,075	\$8,250	\$8,250	\$8,850	\$8,852	\$8,852	\$8,852	\$8,852	\$8,852	\$9,960
Thompson Okanagan											
	Nicola Valley Institute of Technology	\$9,869	\$9,869	\$9,869	\$9,869	\$10,067	\$10,268	\$10,474	\$10,683	\$10,897	\$11,115
	Okanagan College	\$11,000	\$11,000	\$11,000	\$11,880	\$12,120	\$12,360	\$12,980	\$13,750	\$13,750	\$14,160
	Thompson Rivers University	\$13,800	\$13,800	\$15,800	\$15,800	\$15,800	\$16,800	\$16,800	\$16,800	\$17,304	\$17,820

Source: Data submissions from BC public post-secondary institutions to the Ministry of Advanced Education and Skills Training, 2020

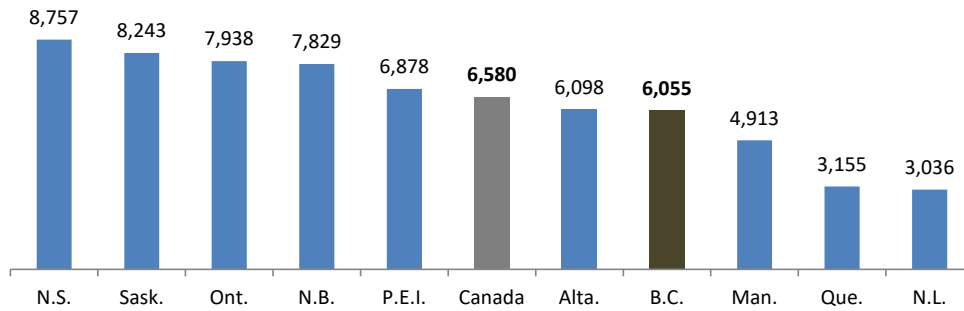
Notes:

- Academic Year (AY) is from September 1 to August 31.
- Tuition fees are based on two semesters (5 courses each semester) for a typical Arts student.
- International tuition reported for Emily Carr University of Art and Design is based on a 36 credit program. A 30 credit program is also offered with international tuition set at \$17,268.30 in 2020/21.
- International tuition for the Justice Institute of British Columbia is based on a Bachelor of Emergency and Security Management Studies. A second program is offered for a Bachelor of Law Enforcement Studies with international tuition set at \$19,256.60 in 2020/21.
- International tuition for Royal Roads University is based on an undergraduate degree in Environmental Science.
- For interprovincial comparisons see Statistics Canada [Table 37-10-0045- Canadian and International Tuition Fees by Level of Study](#).
- Discrepancy between the provincial tuition data and the Statistics Canada tuition data are the result of methodological differences including weighting, program inclusion and included institutions.
- Tuition rates for international undergraduate students at the University of British Columbia are dependent on their year of entry at UBC. Tuition rates for 2012/13 to 2019/20 have been restated to reflect third year tuition as an approximation of average costs across international undergraduate students.

TUITION TRENDS IN CANADA

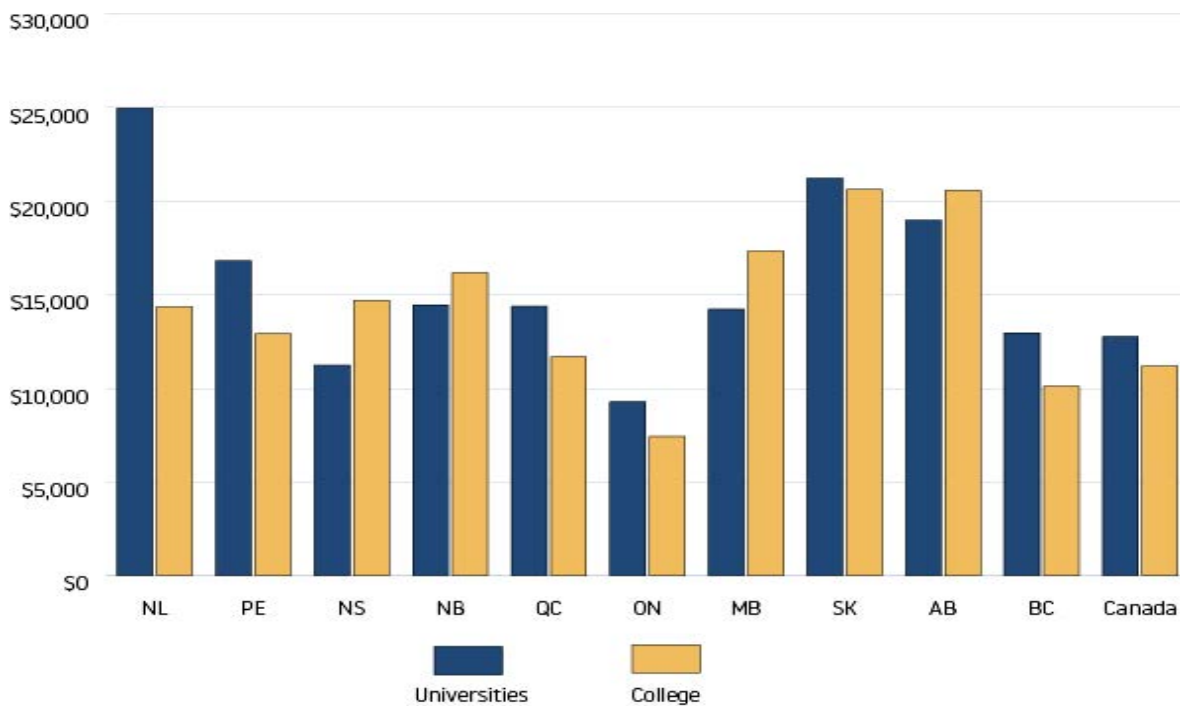
Statistics Canada reported average annual undergraduate tuition ranging from \$3,036 in Newfoundland to \$8,757 in Nova Scotia. Although tuition fees increased in B.C. from \$5,924 in 2019/20 to \$6,055 in 2020/21, B.C. has now moved back to fourth lowest tuition amount being below Alberta with the fifth lowest tuition amount when compared to other provinces. Most provinces and territories have seen year on year increases in tuition.

**Undergraduate Tuition Fees for Full Time Canadian Students by Province
2020/21**



Source: Statistics Canada, Centre for Education Statistics, Undergraduate Tuition Fees 2020/21

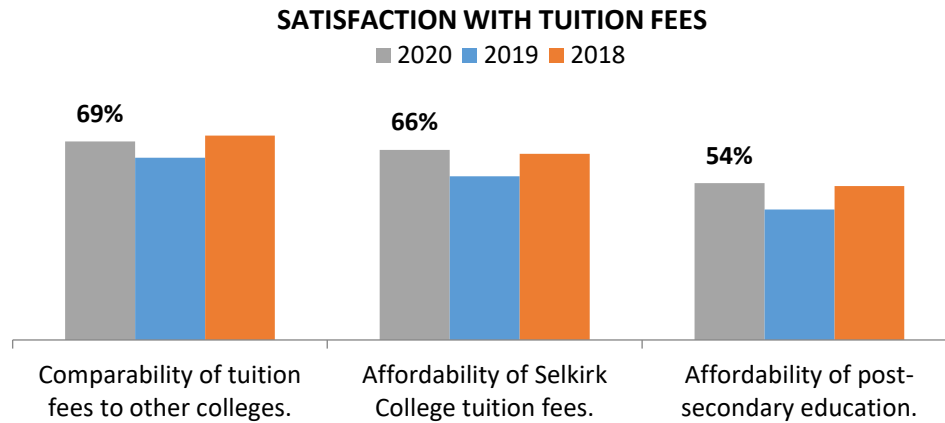
Across Canada, provinces and territories receive government funding to universities and colleges per student full-time equivalent (FTE). When comparing to other institutions in Canada, BC Colleges remain one of the lowest for provincial government transfers to other institutions.



Source: Higher Education Strategy Associates, The State of Post-Secondary Education in Canada, Provincial Expenditures per FTE Student, in 2016-17

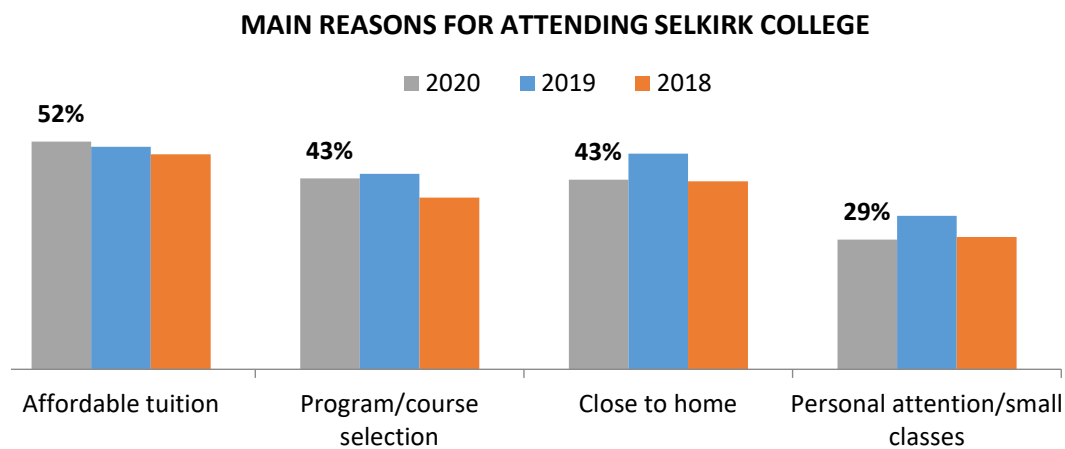
STUDENT FEEDBACK

Students indicate year over year satisfaction with Selkirk College Tuition rates. The annual Student Engagement Survey is the primary source of internal feedback.



Source: 2020 Selkirk College Student Engagement Survey, Domestic Students Only

Fifty percent (52%) of students cite affordable tuition as one of the main reasons for choosing Selkirk College for their studies, representing an increase of two percent (2%) from 2019.



Source: 2019 Selkirk College Student Engagement Survey, Domestic Students Only

STUDENT SERVICES FEE (2016)

In 2016, the Selkirk College Board approved a new Student Service Fee (4.5% of tuition). The basis for implementing this new fee was to respond to increasing need for additional supports for students in primarily health and transition to employment. Revenue generated from the fee is combined with any one-time grants for these services received from Government. The fee has been a very effective means of enhancing and sustaining student supports including:

- Providing mental health interventions, additional supports, and educational programming through the development of a Campus Life Coordinator role and a Healthy Campus plan and Mental Health Framework (aligned with the Okanagan Charter); <http://selkirk.ca/sites/default/files/Healthy%20Campus%20Initiatives/SC-HC-MentalHealthWellBeing-2019-09-13%20F.pdf>
- Participation in provincial *Violence Free BC* policies and initiatives to prevent and respond to the issue of sexual violence on campus and implement strategies and plans;
- Sustained implementation of enhanced employment services and promotion of the Career Portal to connect all students, international and domestic with employers. This includes Coop positions, part-time work, post-graduation employment, and Workstudy positions;
- Implementation of the student Ambassador program to provide additional employment-related work experiences and opportunities for student engagement; and
- Development and implementation of the co-curricular record transcript to document volunteerism and extra curricular learning.

ADDITIONAL INTERNAL FINANCIAL SUPPORTS FOR SELKIRK COLLEGE STUDENTS

FINANCIAL AID

The Financial Aid Office at Selkirk College assists students and prospective students in seeking and securing financial assistance to enable them to pursue their scholastic objectives. Student financial assistance is available in various forms, including government financial aid, in the form of student loans and/or bursaries, scholarships and bursary programs and corporate scholarship programs.

Selkirk College, in partnership with community donors and the Ministry of Advanced Education, Skills & Training, has combined resources to develop a relief fund in this unprecedented time that will assist students who are impacted by the COVID-19 pandemic. As of November 2020, just over \$304,000 has been disbursed to over 500 Selkirk College students.

In addition, students have access to emergency funds by accessing student food banks, grocery cards, emergency bursaries, and emergency loans. Additionally, financial aid provides budgeting tools and resources to help students with budgeting for school.

Description	2019-2020	2018-2019	2017-2018	2016-2017	2015-2016
Entrance Scholarships	\$ 63,585.00	\$ 69,830.00	\$ 69,920.00	\$ 57,535.00	\$ 68,895.00
Scholarships	\$ 96,235.00	\$ 115,082.00	\$ 127,255.00	\$ 110,923.35	\$ 135,373.80
Bursaries	\$ 278,366.33	\$ 243,884.92	\$ 222,291.36	\$ 198,889.39	\$ 204,089.59
Awards	\$ 59,960.08	\$ 43,441.75	\$ 38,380.34	\$ 25,664.84	\$ 32,118.81
Total Awarded	\$ 498,146.41	\$ 472,238.67	\$ 457,846.70	\$ 393,012.58	\$ 440,477.20

EMERGENCY FUNDING FOR STUDENTS IS AVAILABLE THROUGH THE FOLLOWING BASE FUNDED ACTIVITIES

STUDENT FOOD BANKS

Selkirk supports food banks at the Castlegar, Trail, Silver King, and Tenth Street campuses. Students can access the food banks by connecting with Student Union staff or Counsellors.

GROCERY CARDS

Financial Aid has supplied grocery cards in \$25 denominations to the Counsellors at the Castlegar, Trail, Silver King, KSA, and 10th Street campuses. Students meet with a Counsellor who determines what supports are required. For a short-term crisis the Counsellor can give out up to \$100 in grocery cards.

EMERGENCY BURSARIES

Emergency bursaries are available from \$200 to \$1500. Students meet with a Counsellor and complete an Emergency Bursary application. The Counsellor and Financial Aid assess the application and determine financial need.

EMERGENCY LOANS

Students waiting for a student loan disbursement can request an advance on the loan disbursement up to \$500. The emergency loan is paid when the loan is disbursed to the College.

BUDGETING TOOLS

Financial Aid provides budgeting tools and resources to help students with budgeting for school.

OTHER SERVICES PROVIDED BY SELKIRK COLLEGE

HEALTHY CAMPUS OFFICE/HEALTHY MINDS-HEALTHY CAMPUS

Bystander training, creating safe spaces, consent and sexual violence dialogue and training, dinner basket conversations on for example healthy substance use, safety and inclusion strategy for LGBTQ students, cultural competency, inclusivity and diversity training, cannabis education, Options for Sexual Health clinic, the new Nurse Practitioner clinic, Student Ambassador program;

EMPLOYMENT SERVICES

Helping students with employment readiness, increased COOP Ed offerings, connecting students with summer and career job opportunities

SUPPORT FOR FORMER YOUTH IN CARE PROGRAM (TUITION WAIVER)

INDIGENOUS SERVICES AND PROGRAMMING

For example, Indigenous counselor (0.5 FTE), Orange Shirt Day, Sisters in Spirit, Cultural Expressions, Elders program, Reconciliation speaker series, etc.

CLUBS

Student clubs, "Sustainable Selkirk" initiatives, cultural events.