

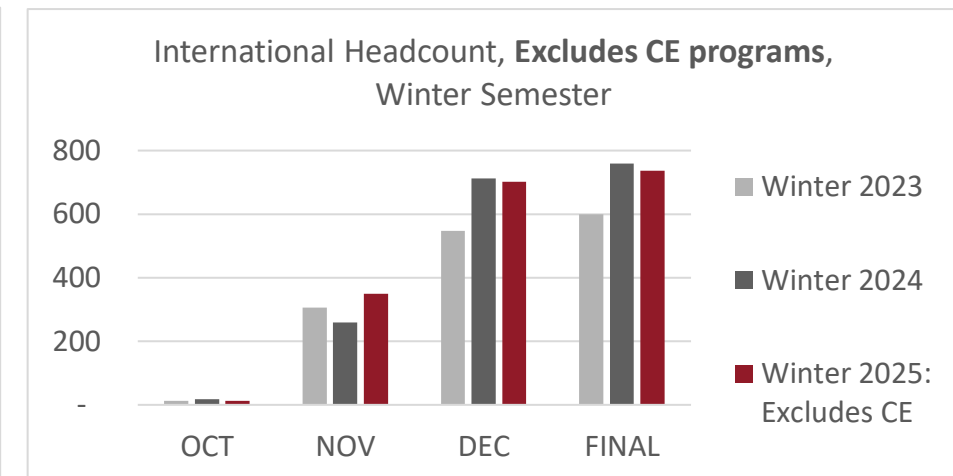
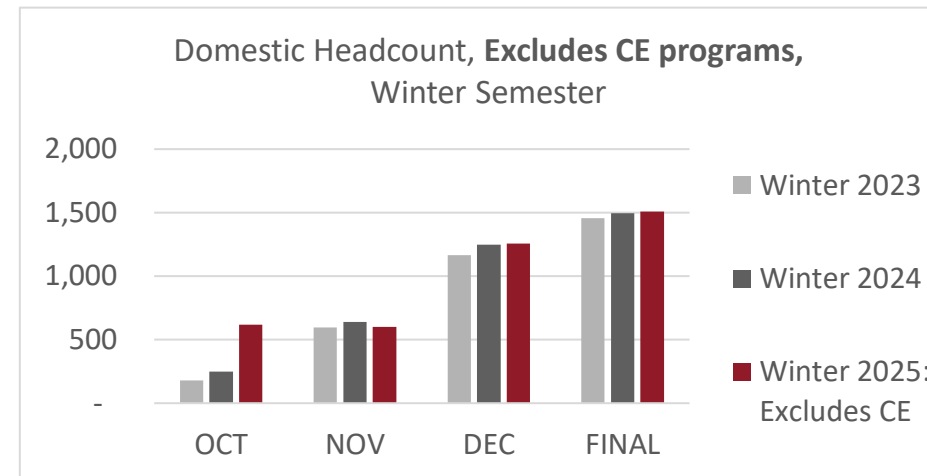
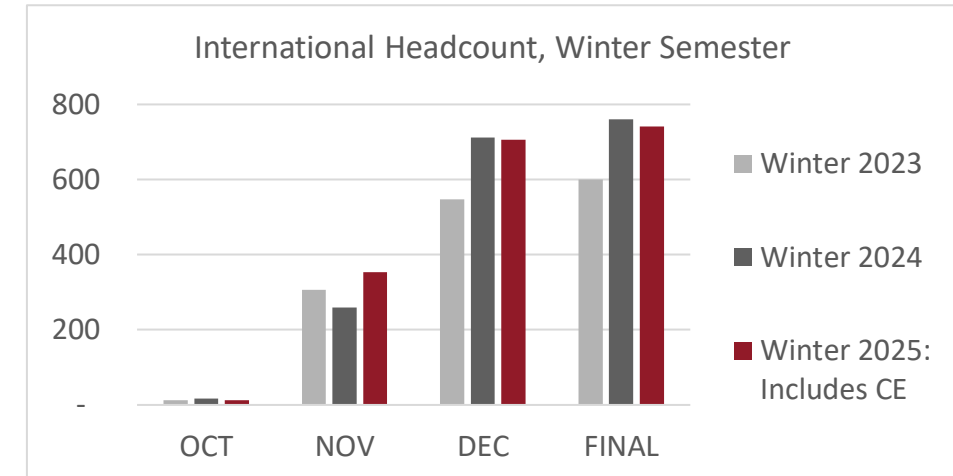
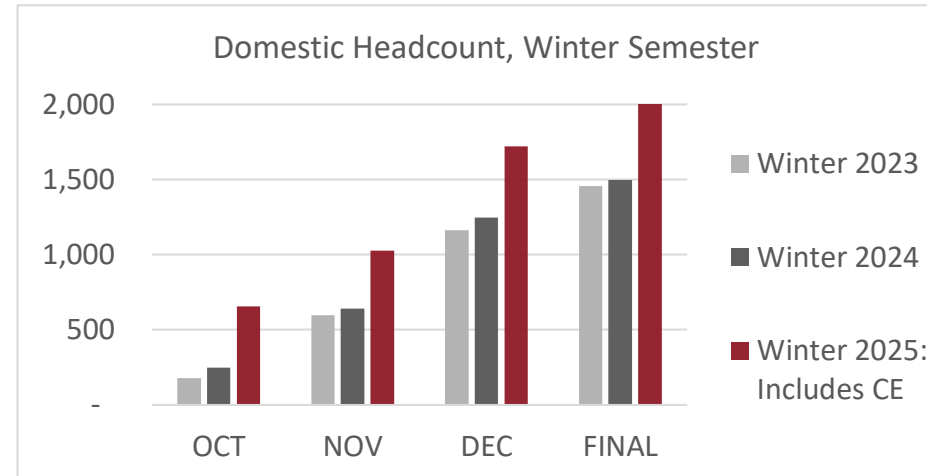
**Final Headcount Report for Winter 2025
as of February 4, 2025, February 2, 2024 and 2023**

Winter 2025: Includes CE	Oct-24	Nov-24	Dec-24	Jan-25 Final
Domestic Headcount	654	1,027	1,722	2,045
International Headcount	13	353	706	742
Total Headcount, Winter 2025	667	1,380	2,428	2,787

Winter 2025: Excludes CE	Oct-24	Nov-24	Dec-24	Jan-25 Final
Domestic Headcount	618	602	1,256	1,507
International Headcount	12	350	702	737
Total Headcount, Winter 2025	630	952	1,958	2,244

Winter 2024	Oct-23	Nov-23	Dec-23	Jan-24 Final
Domestic Headcount	247	641	1,247	1,496
International Headcount	17	259	712	760
Total Headcount, Winter 2024	264	900	1,959	2,256

Winter 2023	Oct-24	Nov-24	Dec-24	Jan-23 Final
Domestic Headcount	180	597	1,164	1,457
International Headcount	13	306	547	600
Total Headcount, Winter 2023	193	903	1,711	2,057



Notes:
 -As of July 1, 2024, ELP falls under School of AUD. As of January 2, 2025, historic ELP stats are reported under School of AUD.
 -As of September 3, 2024, to be consistent with reporting all FTE programs, we have added: BC Electrical Code, Adult Literacy Program, Education to Go, and Learning in Retirement, that haven't been included in the past historical headcount.

**Final Headcount Report for Winter 2025
as of February 4, 2025, February 2, 2024 and 2023**

Summary by School	Dom W25	Dom W24	Dom W23	Int W25	Int W24	Int W23
Academic Upgrading & Development	334	315	299	28	41	17
Arts & Technology	91	119	103	20	23	22
Business	73	64	54	253	293	223
Community Education & Workplace Training	541	74	12	5	4	2
Environment & Geomatics	158	149	149	6	8	12
Health & Human Services	329	304	275	128	97	60
Hospitality & Tourism	76	72	66	146	168	154
Industry & Trades Training	188	147	186	1	0	0
University Arts & Sciences	257	252	313	155	126	110
Total Headcount by School	2,047	1,496	1,457	742	760	600

Summary by Campus	Dom W25	Dom W24	Dom W23	Int W25	Int W24	Int W23
Castlegar	787	790	746	539	551	416
Distance/Online Programs	171	42	77	1	0	1
Grand Forks	23	36	32	0	0	0
Kaslo	15	19	21	0	0	0
Nakusp	10	8	8	0	0	0
Silverking	815	289	319	6	1	0
Tenth Street	86	115	118	162	186	171
Trail	116	170	117	34	21	10
Victoria Street (KSA)	24	27	19	0	1	2
Total Headcount by Campus	2,047	1,496	1,457	742	760	600

Academic Upgrading & Development	Dom W25	Dom W24	Dom W23	Int W25	Int W24	Int W23
Academic Upgrading - Castlegar	59	50	56	0	1	5
Academic Upgrading - Grand Forks	23	36	32	0	0	0
Academic Upgrading - Kaslo	15	19	21	0	0	0
Academic Upgrading - Nakusp	10	8	8	0	0	0
Academic Upgrading - Silver King	120	104	96	0	1	0
Academic Upgrading - Trail	60	59	44	0	0	0
English Language Program	3	1	5	28	39	12
Steps to Opportunities, Academics & Readiness	44	38	37	0	0	0
Subtotal - Academic Upgrading & Development	334	315	299	28	41	17

Arts & Technology	Dom W25	Dom W24	Dom W23	Int W25	Int W24	Int W23
Blacksmithing & Metal Art	4	7	7	0	1	1
Ceramics Studio	13	12	10	0	0	1
Contemporary Music & Technology - Advanced Diploma	2	24	21	0	7	5
Contemporary Music & Technology I	14	13	22	3	2	4
Contemporary Music & Technology II	20	10	1	7	0	0
Digital Arts I	6	14	13	2	5	3
Digital Arts II	12	11	8	4	3	5
Digital Fabrication & Design I	5	4	7	2	2	2
Digital Fabrication & Design II	4	6	4	2	2	1
Textiles Studio	7	8	2	0	0	0
Web Development Program	4	10	8	0	1	0
Web Development - Postgraduate Diploma I	0	0	0	0	0	0
Subtotal - Arts & Technology	91	119	103	20	23	22

Business	Dom W25	Dom W24	Dom W23	Int W25	Int W24	Int W23
Accounting - Postgraduate Diploma I	0	1	1	36	72	55
Accounting - Postgraduate Diploma II	1	0	3	63	32	13
Bookkeeping - Advanced Certificate (OTEC B2)	0	0	0	0	0	0
Bookkeeping Skills - Associate Certificate (BKS)	18	0	0	0	0	0
Business Administration I	20	22	16	10	9	10
Business Administration II	14	15	16	10	7	8
Business Administration III	0	1	1	0	0	1
Business Management - Postgraduate Diploma I	0	0	0	51	106	87
Business Management - Postgraduate Diploma II	0	0	0	83	67	49
Office Administration & Technology - Bookkeeping (OTEC B1)	9	14	8	0	0	0
Office Administration & Technology Certificate (OTEC 1)	11	11	9	0	0	0
Subtotal - Business	73	64	54	253	293	223

Community Education & Workplace Training	Dom W25	Dom W24	Dom W23	Int W25	Int W24	Int W23
BC Electrical Code	55	~	~	0	~	~
Community, Corporate, & International Development	76	~	~	3	~	~
Education to Go	1	0	0	0	0	0
Learning in Retirement	385	~	~	2	~	~
Refrigeration Plant Operator	0	0	6	0	0	0
Selkirk Innovates	17	65	1	0	4	1
Spectrum	7	9	5	0	0	1
Subtotal - Community Education & Workplace Training	541	74	12	5	4	2

Environment & Geomatics	Dom W25	Dom W24	Dom W23	Int W25	Int W24	Int W23
Applied Environmental Science & Planning Technology I	25	13	15	2	0	2
Applied Environmental Science & Planning Technology II	17	17	12	0	2	1
Forest Technology I	31	20	23	0	0	2
Forest Technology II	16	21	20	0	2	2
Geographic Information Systems - Advanced Diploma	12	12	7	1	1	0
Geographic Information Systems - Degree Year 3	3	3	3	0	0	0
Geographic Information Systems - Degree Year 4	3	6	6	0	0	1
Geomatics in the Workplace	11	8	8	0	0	0
Recreation, Fish & Wildlife I	25	23	28	2	0	2
Recreation, Fish & Wildlife II	15	26	27	1	3	2
Subtotal - Environment & Geomatics	158	149	149	6	8	12

Health & Human Services	Dom W25	Dom W24	Dom W23	Int W25	Int W24	Int W23
Early Childhood Care & Education	28	37	26	2	21	12
Early Childhood Care & Education - Inclusive Practice	5	0	0	0	0	0
Early Childhood Care & Education - Infant & Toddler	0	0	0	0	0	0
Early Learning & Childcare Diploma Year 1	0	~	~	26	1	~
Education Assistant & Community Support Worker	17	6	11	4	12	0
Gerontological Nursing - Postgraduate Diploma I	0	~	~	9	26	10
Gerontological Nursing - Postgraduate Diploma II	0	~	~	26	10	20
Health Care Assistant - Certificate	40	66	57	4	17	6
Health Care Assistant - Diploma I	0	~	~	26	~	~
Human Services Diploma - CYC I	0	0	0	2	0	0
Human Services Diploma - CYC II	4	6	6	6	0	0
Human Services Diploma - ECCE I	4	9	6	2	0	1
Human Services Diploma - ECCE II	5	4	5	12	2	4
Human Services Diploma - SSW I	4	13	13	2	3	2
Human Services Diploma - SSW II	14	15	15	2	2	1
Mental Health & Addictions Associate Certificate	1	3	5	0	0	0
Mental Health & Substance Use Certificate	25	0	0	0	0	0
Nursing I	32	26	31	0	0	0
Nursing II	27	31	23	0	0	0
Nursing III	1	0	0	0	0	0
Nursing Unit Clerk	43	26	33	1	0	0
Pharmacy Technician I	50	48	28	0	0	0
Pharmacy Technician II	0	0	0	0	0	0
Practical Nursing I	21	9	14	0	0	0
Practical Nursing II	0	0	0	0	0	0
Social Service Worker	8	5	0	4	3	4
Gerontology (cancelled)	~	0	2	~	0	0
Subtotal - Health & Human Services	329	304	275	128	97	60

Hospitality & Tourism	Dom W25	Dom W24	Dom W23	Int W25	Int W24	Int W23
Culinary Management Diploma I	0	1	1	7	4	4
Culinary Management Diploma II	2	0	0	4	2	3
Culinary Management - Postgraduate Diploma I	0	~	~	16	34	21
Culinary Management - Postgraduate Diploma II	0	~	~	8	7	15
Hospitality Management - Postgraduate Diploma I	0	~	~	29	52	40
Hospitality Management - Postgraduate Diploma II	2	~	~	44	37	38
Professional Cook, Level I	5	7	5	0	0	0
Professional Cook, Level II	0	0	0	0	0	0
Professional Cook, Level III	0	0	0	0	0	0
Professional Cook YTT	3	4	7	0	0	0
Resort & Hotel Management I	2	3	2	17	16	10
Resort & Hotel Management II	2	1	2	13	7	12
Ski Resort Operations & Management I	7	7	9	4	4	5
Ski Resort Operations & Management II	5	10	19	4	5	6
Ski Resort Operations & Management Distance	48	39	21	0	0	0
Subtotal - Hospitality & Tourism	76	72	66	146	168	154

Industry & Trades Training	Dom W25	Dom W24	Dom W23	Int W25	Int W24	Int W23
Carpentry - Apprenticeship Level III	18	0	17	0	0	0
Carpentry - Apprenticeship Level IV	0	12	18	0	0	0
Carpentry Foundation	13	4	6	0	0	0
Carpentry Foundation YTT	2	1	11	0	0	0
Electrical - Apprenticeship Level II	18	18	14	0	0	0
Electrical - Apprenticeship Level IV	18	18	0	0	0	0
Electrical Foundation	17	14	6	0	0	0
Electrical Foundation YTT	0	1	11	0	0	0
Fine Woodworking	18	19	16	1	0	0
Fine Woodworking YTT	3	0	2	0	0	0
Hairstylist Foundation	14	8	11	0	0	0
Hairstylist Foundation YTT	5	4	3	0	0	0
Heavy Mechanical Foundation	3	4	7	0	0	0
Heavy Mechanical Foundation YTT	13	8	11	0	0	0
Metal Fabricator Foundation	0	10	2	0	0	0
Metal Fabricator Foundation YTT	0	2	4	0	0	0
Millwright/Machinist Foundation Condensed	0	0	5	0	0	0
Millwright/Machinist Foundation Condensed YTT	0	0	4	0	0	0
Millwright/Machinist Foundation	11	0	6	0	0	0
Millwright/Machinist Foundation YTT	3	0	1	0	0	0
Plant Operator	13	10	16	0	0	0
Welding Foundation	7	6	4	0	0	0
Welder Foundation YTT	10	8	10	0	0	0
Welding - Upgrading	2	0	1	0	0	0
Subtotal - Industry & Trades Training	188	147	186	1	0	0

University Arts & Sciences	Dom W25	Dom W24	Dom W23	Int W25	Int W24	Int W23
Associate of Arts Degree I	71	80	100	76	63	48
Associate of Arts Degree II	40	33	31	46	34	14
Associate of Science Degree I	45	38	52	19	17	13
Associate of Science Degree II	18	17	11	8	2	7
Engineering I	19	8	11	0	0	0
Liberal Arts Diploma - Law & Justice I	9	6	5	1	0	0
Liberal Arts Diploma - Law & Justice II	4	4	5	0	0	0
Liberal Arts Diploma - Peace & Conflict Studies I	0	0	0	0	0	1
Open Studies I	23	36	53	3	9	27
Rural Pre-Medicine - Advanced Diploma I	16	9	17	1	1	0
Rural Pre-Medicine - Advanced Diploma II	7	9	15	1	0	0
Rural Pre-Medicine - Advanced Diploma III	5	12	13	0	0	0
Subtotal - University Arts & Sciences	257	252	313	155	126	110

Full-Time/Part-Time: Includes CE	Dom W25	Dom W24	Dom W23	Int W25	Int W24	Int W23
Full-Time	1,533	1,006	956	580	563	490
Part-Time	514	490	501	162	197	110
Total Students	2,047	1,496	1,457	742	760	600
Full-Time Students as a % of Headcount	75%	67%	66%	78%	74%	82%
Part-Time Students as a % of Headcount	25%	33%	34%	22%	26%	18%

Full-Time/Part-Time: Excludes CE	Dom W25	Int W25
Full-Time	1,069	578
Part-Time	438	159
Total Students	1,507	737
Full-Time Students as a % of Headcount	71%	38%
Part-Time Students as a % of Headcount	29%	11%

Indigenous Students	Dom W25	Dom W24	Dom W23
Full-Time	108	103	81
Part-Time	41	51	53
Total Indigenous Students	149	154	134
Indigenous Students as a % of Headcount	7%	10%	9%

New Students	Dom W25	Dom W24	Dom W23	Int W25	Int W24	Int W23
Full-Time	638	355	338	134	410	320
Part-Time	378	94	106	90	119	70
Total New Students	1,016	449	444	224	529	390
New Students as a % of Headcount	50%	30%	30%	30%	70%	65%

New Students: Excludes CE	Dom W25	Int W25
Full-Time	374	132
Part-Time	349	88
Total New Students	723	220
New Students as a % of Headcount	48%	30%

Previously ABE	Dom W25	Dom W24	Dom W23	Int W25	Int W24	Int W23
Total Previously ABE	535	414	385	9	7	2
Previously ABE as a % of Headcount	26%	28%	26%	1%	1%	0%