

branding
graphic standards
colour
typography
images
dimensions

table of contents

design templates	3
grid: widths	4
grid: home page heights.....	5
grid: page one heights.....	6
colours.....	7
header & main navigation	8
sidebars and contextual content	9
footer	10
typography: fonts	11
typography: body copy, links, breadcrumbs	12
typography: headings	13
typography: list styles	14
buttons	16
forms	17
tables	21
blockquotes.....	23

design templates

There are three design templates for MySelkirk defined as Page Zero, Page One and Page Two. Page Zero has common elements to Page One and Two, and are visible in the layouts below. Page Zero has unique elements to assist in pushing communication messaging. Page One and Page Two have identical layouts, with exception of the image being removed from Page Two resulting in the content being pushing higher up on the page.

Page Zero:

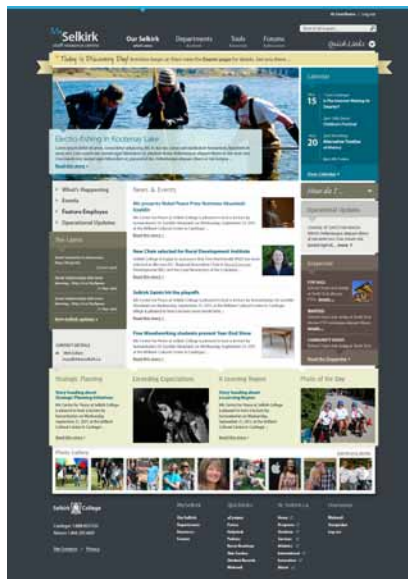
Staff will immediately go to this page once they have logged into MySelkirk. This page provides easy navigation to the website's content and provides important, informative and current communication messaging. The content for this page will be managed by the Communications Coordinator.

Page One:

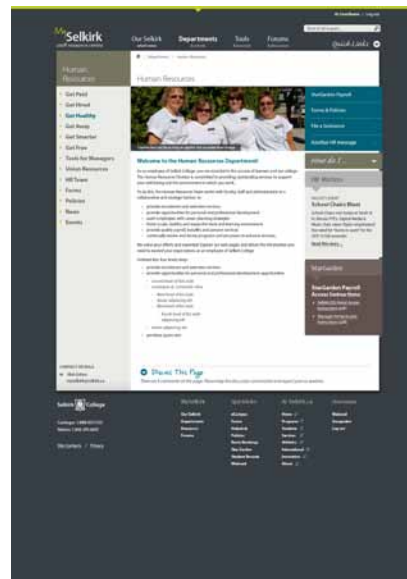
When you click on a Main Tab from Page Zero you go to Page One. This page provides communication messages through a large image and caption, and provides content relevant to the Main Tab or Section Header you have clicked on. When a Sidemenu or Submenu is selected you are taken to Page Two. The right hand column provides many opportunities to bring forward important messages relevant to the Section Header.

Page Two:

This page focuses on providing Sidemenu and Submenu level content. The majority of the content for MySelkirk will be created using this design template.



Page Zero



Page One



Page Two

grid: widths

My Selkirk interface design is based on a 17 column grid.

Total width = 1020px

Column width=40px

Margins=10px

Illustrated here are some possible grid combinations that have been used.

PAGE CONTENT

The most common combination will be three columns with a right and left sidebar where:

Sidebar= 240px

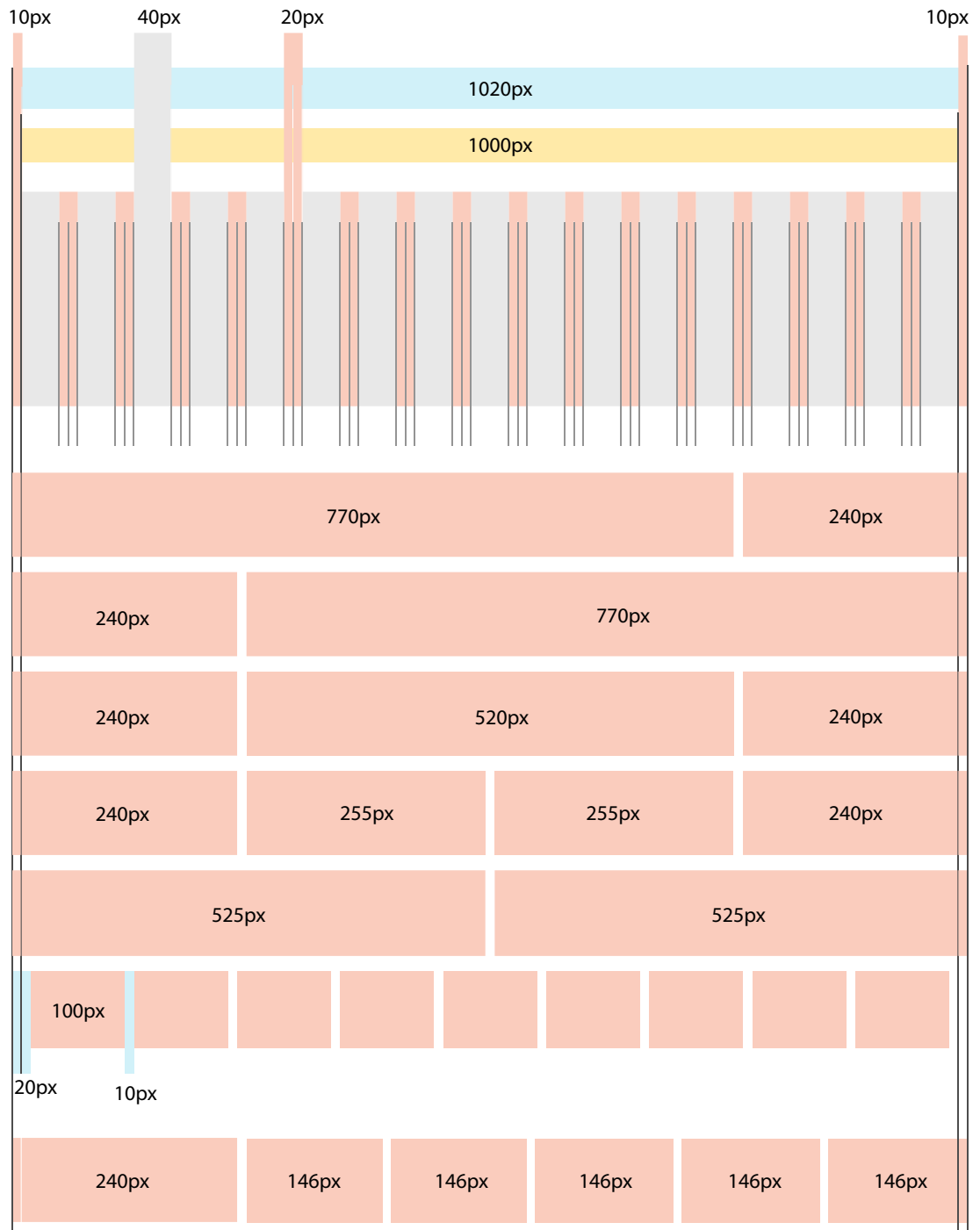
Page content = 520px

FOOTER

The footer will use a left hand sidebar (240px) combined with a five column grid for links :

Footer Corporate id = 240px

Footer links = 146px



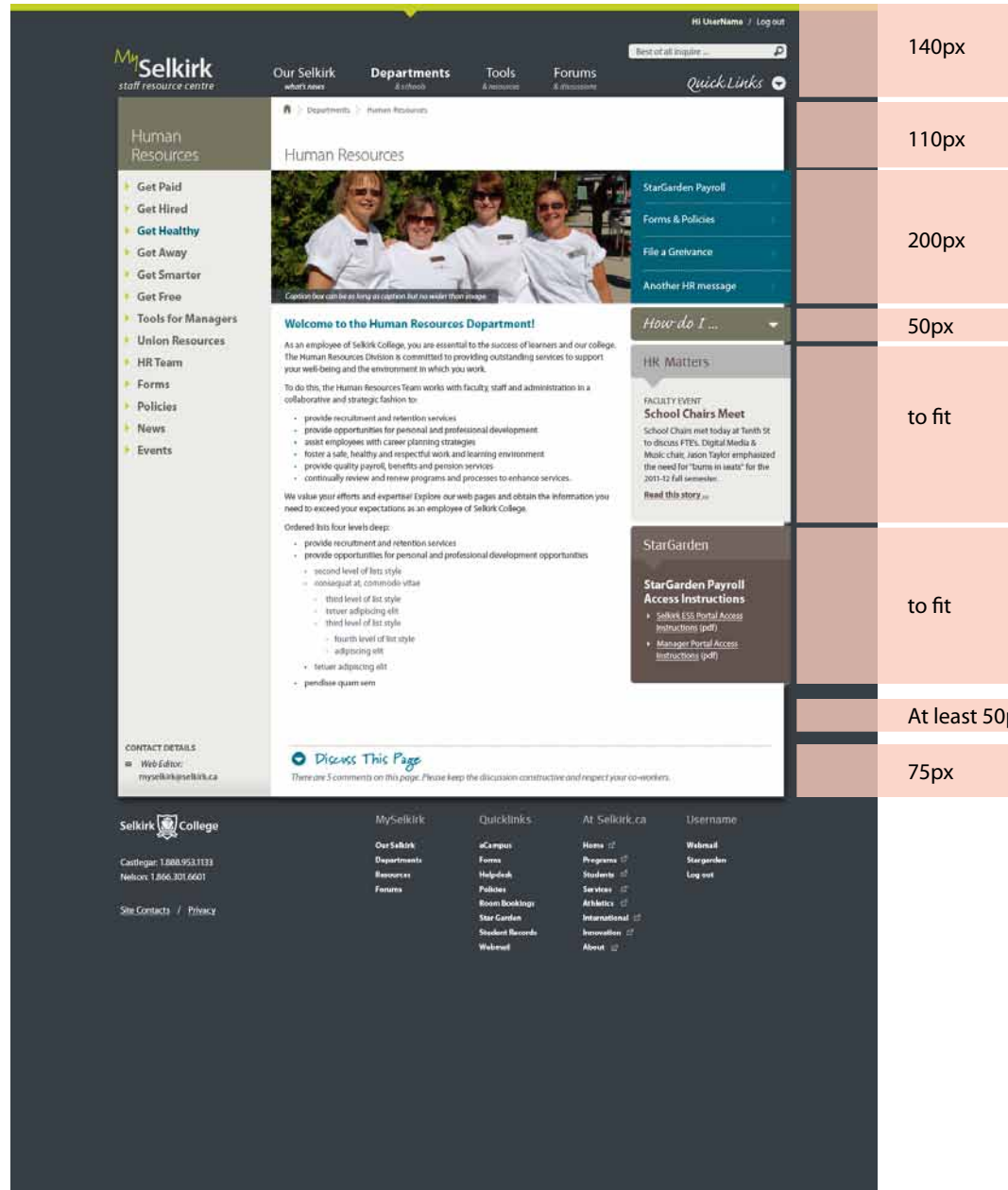
grid: home page heights

The screenshot shows the MySelkirk website home page with a grid overlay. The grid is composed of several rows and columns of colored boxes, each representing a section of the page and its height. The sections and their heights are as follows:

- Top Navigation Bar:** 140px
- Discovery Day Banner:** 40px
- Main Content Area (Left):** ~140px
- Main Content Area (Right):** 350px
- Operational Updates:** 50px
- How do I...:** 50px
- News & Events:** to fit
- The Latest:** to fit
- Contact Details:** to fit
- Strategic Planning:** 240px
- Exceeding Expectations:** 240px
- A Learning Region:** 240px
- Photo of the Day:** 240px
- Photo Gallery:** 150px
- Footer:** 150px

6px padding between all sidebar items and contextual item boxes

grid: page one heights



6px padding between all sidebar items and contextual item boxes


colours

DARKS

These colours can be used for text on a white background or tint background. They can also be used as a background with white text or tinted text.

RGB: 95/106/114
Hexi: #5F6A72

RGB: 75/87/97
Hexi: #4B5761



RGB: 55/63/68
Hexi: #373F44

RGB: 117/117/97
Hexi: #757561



RGB: 97/99/83
Hexi: #616353

RGB: 2/117/142
Hexi: #02758E



RGB: 1/97/118
Hexi: #016176

RGB: 110/95/90
Hexi: #6E5F5A




RGB: 91/75/71
Hexi: #5B4B47


TINTS

Tints can be used as background colours and in copy when placed on a dark colour.

RGB: 235/236/232
Hexi: #EBECE8



RGB: 235/239/208
Hexi: #EBEFD0




RGB: 249/240/212
Hexi: #F9F0D4



RGB: 213/238/239
Hexi: #D5EEEF



RGB: 249/244/207
Hexi: #F9F4CF



RGB: 196/196/196
Hexi: #C4C4C4



RGB: 181/181/181
Hexi: #B5B5B5

GREY TONES

Used for icons borders etc where necessary. This palette can be extended to include more tones if necessary.

RGB: 193/205/35
Hexi: #C1CD23



RGB: 255/121/0
Hexi: #FF7900



RGB: 34/181/221
Hexi: #22B5DD



RGB: 255/204/0
Hexi: #FFCC00



RGB: 234/225/162
Hexi: #EAE1A2

RGB: 226/185/14
Hexi: #E2B90E

KEYNOTE COLOURS

Each Keynote colour corresponds to one of the First level navigation items. Keynote colours can be used for highlights in the relevant section colour were readability is not a high priority.

header & main navigation

The header is themed with keynote colour applied to each of the first level navigation as illustrated.

Annotations for the header design:

- Hover and 'onpage' state
- Myriad Pro 20px bold #FFFFFF
- Myriad Pro 20px normal #EBECE8
- Myriad Pro 12px Italic #B5B5B5
- Myriad Pro 13px bold/normal theme tint / #FFFFFFF
- Caflich Script Pro ~30px Bold #FFFFFF (size and font needs testing)

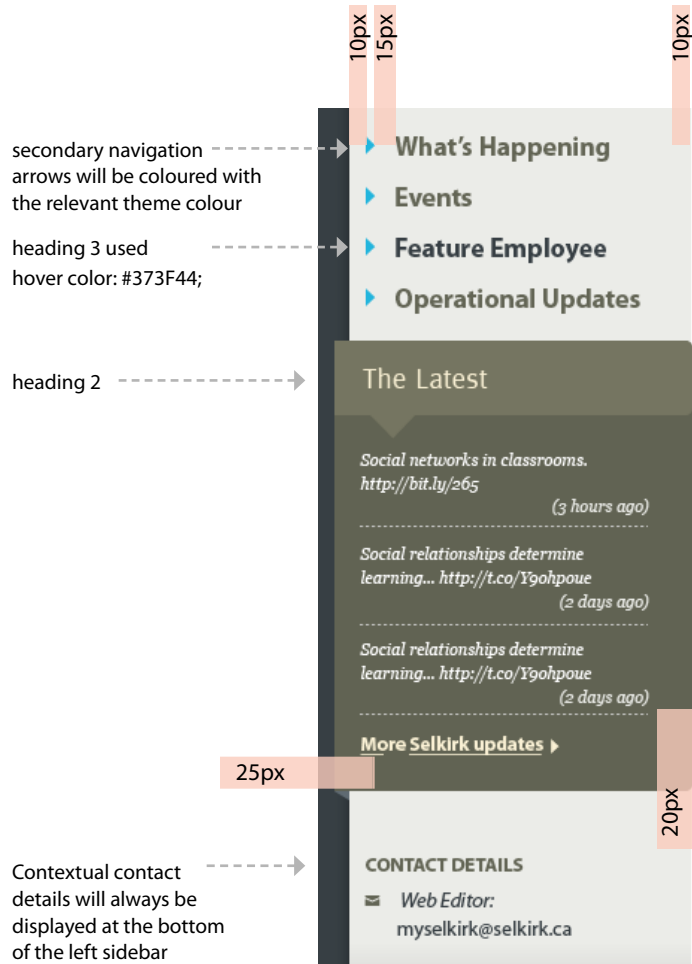
The header components include:

- Logo: My Selkirk staff resource centre
- Navigation: Our Selkirk (what's news), Departments (& schools), Tools (& resources), Forums (& discussions), QuickLinks
- User Profile: Hi UserName / Log out
- Search: Best of all inquire ...
- Breadcrumbs: Home > Departments > Human Resources

sidebars and contextual content

LEFT SIDEBAR

The left-hand side bar will consistently contain the secondary navigation and will always have a background colour: #EBECE8



RIGHT SIDEBAR

Will contain contextual content made up of modules/widgets in a variety of alternating colour combinations.



footer

CONTACT DETAILS
 Web Editor:
 myselkirk@selkirk.ca

Discuss This Page
 There are 5 comments on this page. Please keep the discussion constructive and respect your co-workers.

MySelkirk
 Our Selkirk
 Departments
 Resources
 Forums

Quicklinks
 eCampus
 Forms
 Helpdesk
 Policies
 Room Bookings
 Star Garden
 Student Records
 Webmail

At Selkirk.ca
 Home
 Programs
 Students
 Services
 Athletics
 International
 Innovation
 About

Username
 Webmail
 Stargarden
 Log out

Selkirk College
 Castlegar: 1.888.953.1133
 Nelson: 1.866.301.6601
 Site Contacts / Privacy

Dimensions:
 27px, 30px, 40px, 27px, 27px, 240px, 146px, 146px, 146px, 146px, 146px

Text styles:
 Myriad Pro 12 / 22 px bold #FFFFFF
 Hover Myriad Pro bold #EBECE8 underlined
 Meta Web Pro 18px Normal #C4C4C2

typography: fonts

MYRIAD PRO

is the primary font used throughout the site. <https://typekit.com/fonts/myriad-pro>

Myriad Pro will be used in the following weights:
300, 400, 700

FONT STACK:

"Myriad Pro", Trebuchet MS, Calibri, Arial, sans-serif;

A B C D E F G H I J
K L M N O P Q R S
T U V W X Y Z
a b c d e f g h i j k l
m n o p q r s t u v
w x y z
1 2 3 4 5 6 7 8 9 0
& @ . , ? ! ' " " ()

FF META WEB PRO

is used for headings only
<https://typekit.com/fonts/ff-meta-web-pro>

Myriad Pro will be used in the following weight:
400

FONT STACK:

"FF Meta Web Pro", Trebuchet MS, Arial, sans-serif;

A B C D E F G H I J
K L M N O P Q R S
T U V W X Y Z
a b c d e f g h i j k
l m n o p q r s t u
v w x y z
1 2 3 4 5 6 7 8 9
0 & @ . , ? ! ' " " ()

CAFLISCH SCRIPT PRO

is used to add personality and to highlight key navigational items.

<https://typekit.com/fonts/caflisch-script-pro>

Caflich Script Pro will be used in the following weight:
400

FONT STACK:

"Caflich Script Pro", "FF Meta Web Pro", Trebuchet MS, sans-serif;

**NOTE: Caflich has a smaller x-height than it's fallback fonts so will need to be tested.*

A B C D E F G H I J K L
M N O P Q R S T U V W
X Y Z
a b c d e f g h i j k l m n
o p q r s t u v w x y z
1 2 3 4 5 6 7 8 9 0 & @ .
, ? ! ' " " ()

typography: body copy & links

BODY COPY

13px/18px (1.4em)

#373F44

font-family: "Myriad Pro", Trebuchet MS, Calibri, Arial, sans-serif;

example:

Lorem ipsum dolor sit amet, emphasis
consectetuer adipiscing elit. *Nullam
dignissim convallis est.* Quisque aliquam.
Donec faucibus. Nunc iaculis suscipit dui.
Nam sit amet sem. Aliquam libero nisi,
imperdiet at, tincidunt nec, gravida vehicula,
nisl. Praesent mattis, massa quis luctus
fermentum, turpis mi volutpat justo, eu
volutpat enim diam eget metus. Maecenas
ornare tortor.

10px

Donec sed tellus eget sapien fringilla
nonummy. Mauris a ante. Suspendisse quam
sem, consequat at, commodo vitae.

BREADCRUMBS

12px/18px

#5F6A72

font-family: "FF Meta Web Pro", Trebuchet MS, Arial, sans-serif;

hover: color:# 373F44; text-decoration: underline;

 > Departments > Human Resources

LINKS

link	Lorem ipsum	color: #016176;
visited	Lorem ipsum	color: #777777;
hover	Lorem ipsum	color: #000000; background: # EBECE8;
focus	Lorem ipsum	color: #016176; background: # EBECE8; border: thin dotted #016176;
active	Lorem ipsum	color: #016176; background: # EBECE8; border: thin dotted #016176;

SIDEBAR POINTER AND NEWS STORY LINKS

Sidebar link pointer link colours will change according to the background colour of the sidebar.

link	Lorem ipsum	color: #616353;
visited	Lorem ipsum	color: #888888;
hover	Lorem ipsum	color: #016176; background: # EBECE8;
focus	Lorem ipsum	color: #016176; background: # EBECE8; border: thin dotted #016176;
active	Lorem ipsum	color: #016176; background: # EBECE8; border: thin dotted #016176;

typography: headings

Headings:

h1

26px/28px

font-family: "Myriad Pro", Trebuchet MS, Calibri, Arial, sans-serif;
font-weight: 300

h2

19px/21px

font-family: "FF Meta Web Pro", Trebuchet MS, Arial, sans-serif;
font-weight: normal (400)

h3

18px/21px

font-family: "Myriad Pro", Trebuchet MS, Calibri, Arial, sans-serif;
font-weight: bold (700)

h4

16px/19px

font-family: "Myriad Pro", Trebuchet MS, Calibri, Arial, sans-serif;
font-weight: bold (700)

h5

13px/18px

font-family: "Myriad Pro", Trebuchet MS, Calibri, Arial, sans-serif;
font-weight: bold (700)

h6

13px/18px

font-family: "Myriad Pro", Trebuchet MS, Calibri, Arial, sans-serif;
font-weight: normal (400)

h1 heading

12px

This heading is used for featured stories and section headings.

h2 heading

This heading is used for sidebar items, page titles and contextual content titles.

15px

h3 heading

12px

This heading is used for secondary level navigation and as a first level heading in page content.

15px

h4 heading

6px

This heading is used as a second level heading in page content.

15px

H5 HEADING

This heading is used as a third level heading in page content as well as a heading for some contextual sidebar items.

15px

H6 HEADING

This heading is used as a fourth level heading in page content as well as a heading for some contextual sidebar items.

typography: list styles

General bullet and numbered list style

13px/18px (1.4em)

font-family: "Myriad Pro", Trebuchet MS, Calibri, Arial, sans-serif;
ALL INDENTS: .ul indent: 15px, .li indent: 15px

example 1:

Lorem ipsum dolor sit amet, emphasis
consectetur adipiscing elit. Suspendisse quam
sem, consequat at, commodo vitae, feugiat in,
nunc. Morbi imperdiet augue quis tellus.

- provide recruitment and retention services
- provide opportunities for personal and professional development
- assist employees with career strategies

Donec sed tellus eget sapien fringilla nonummy.
Mauris a ante. Suspendisse quam sem, consequat
at, commodo vitae, feugiat in, nunc. Morbi
imperdiet augue quis tellus.

1. provide recruitment and retention services
2. provide opportunities for personal and professional development
3. assist employees with career strategies

example 2:

Ordered lists four levels deep:

- provide recruitment and retention services
- provide opportunities for personal and professional development opportunities
 - second level of lists style
 - consequat at, commodo vitae
 - third level of list style
 - tetuer adipiscing elit
 - third level of list style
 - fourth level of list style
 - adipiscing elit
 - tetuer adipiscing elit
 - suspendisse quam sem
- assist employees with career strategies

typography: list styles continued

Using the icons provided a number of unique bulleted lists can be created.

NOTE: for wider bullet icons an additional 5px will need to be added between the bullet and the list item.

example 1: REGULAR SIZE bullets (6px wide bullets)



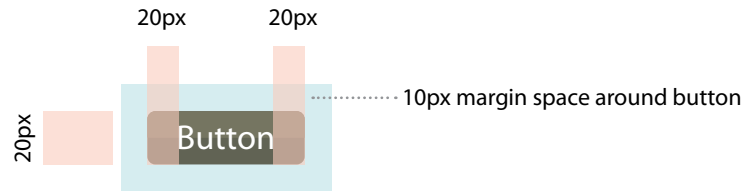
- ▶ provide recruitment and retention services
 - ▶ provide opportunities for personal and professional development
 - ▶ assist employees with career strategies
-
- i provide recruitment and retention services
 - i provide opportunities for personal and professional development
 - i assist employees with career strategies
-
- ★ provide recruitment and retention services
 - ★ provide opportunities for personal and professional development
 - ★ assist employees with career strategies

example 2: WIDER bullets (8px wide bullets)



- ✔ provide recruitment and retention services
 - ✔ provide opportunities for personal and professional development
 - ✔ assist employees with career strategies
-
- ⊗ provide recruitment and retention services
 - ⊗ provide opportunities for personal and professional development
 - ⊗ assist employees with career strategies
-
- ✉ provide recruitment and retention services
 - ✉ provide opportunities for personal and professional development
 - ✉ assist employees with career strategies

buttons



button:

background: #757561 and #616353;
height: 20px;
font-family: "Myriad Pro", Trebuchet MS, Calibri, Arial, sans-serif;
font-size: 13px;
color: #FFFFFF;
border: 0;

e.g.,



hover:

The hover state adds a 1px border to the button which could vary in theme colour depending on the context. If not, green #C1CD23 or yellow #FFCC00 would be the most ideal choices.

e.g.,



active:

The active state desaturates the button.
Border: 0
Color: #5F6A72 and #4B5761

e.g.,



forms

Forms will sit on a tinted background in the main content area.

The form container specs are as follows:

background: #EBEFD0;

border-radius: 5px;

The screenshot displays the My Selkirk website interface. The main content area features a form titled "Website Content Submissions" with the following fields and annotations:

- Form Container:** A light green box with a 440px width and a 20px height.
- Form Fields:**
 - PRIORITY:** Radio buttons for Low, Medium, High, and Critical. The form has a 20px height.
 - NAME:** Two text input fields for "First" and "Last".
 - DATE SUBMITTED:** A date input field with MM / DD / YYYY format.
 - DATE REQUIRED ON WEBSITE:** A date input field with MM / DD / YYYY format.
 - PHONE OR LIST EXTENSION:** A text input field with the format (###) - ### - ####.
 - EMAIL:** A text input field with a 60px width and a 20px height.

The website header includes the My Selkirk logo, navigation links for "Our Selkirk", "Departments & schools", "Tools & resources", and "Forums & discussions", and a search bar. A sidebar on the left lists various resources like "Get Paid", "Get Hired", and "Get Healthy". A right sidebar contains "QuickLinks" and a "How do I..." section with a "HR Matters" article titled "School Chairs Meet".

forms - layout

The diagram illustrates a form layout with the following sections and annotations:

- PRIORITY:** Radio buttons for Low, Medium, High, and Critical. Dimensions: 20px (padding), 15px (radio diameter), 6px (radio diameter).
- NAME:** Input fields for First and Last names. Dimensions: 20px (padding), 10px (padding between fields). Styling: color: #5F6A72, border: 1px thin #C4C4C2.
- DATE SUBMITTED:** Input fields for MM, DD, and YYYY. Dimension: 10px (padding). Styling: active area color #C1CD23, border: 1px thin #FFFFFF.
- DATE REQUIRED ON WEBSITE:** Input fields for MM, DD, and YYYY.
- PHONE OR LIST EXTENSION:** Input fields for (###), ###, and ####.
- EMAIL:** Input field. Styling: H6, background: #FFFFFF.

forms - errors

background stripe pattern, let me know if you can't do this with css
colours used here: #EBECE8 and #FFFFFF

EMAIL

SEND US YOUR URL
What program/course or service area are you in? *

This field is required. Please enter a value. ◀

ADD YOUR CONTENT

UPLOAD A FILE IF NECESSARY
This would be added content on website if needed.

border: 1px dashed #CC0000;

error area color #F7DCBF

color: #CC0000

see buttons page 17

**ANY SPECIAL INSTRUCTIONS

forms - miscellaneous elements

select element

A dropdown menu with a white background and a blue header containing the text "Option 1-2" and a downward arrow. The menu is open, showing two groups of options: "Option 1 group" with sub-options "Option 1-1", "Option 1-2", and "Option 1-3"; and "Option 2 group" with sub-options "Option 2-1", "Option 2-2", and "Option 2-3".

select element active

NOTE: this is just a suggestion. May not be necessary if the container background colour chnages when active (see page 18)

A dropdown menu with a yellow background and a blue header containing the text "Option 1-2" and a downward arrow. The menu is open, showing two groups of options: "Option 1 group" with sub-options "Option 1-1", "Option 1-2", and "Option 1-3"; and "Option 2 group" with sub-options "Option 2-1", "Option 2-2", and "Option 2-3".

background: #FFFDDC

Checkboxes

Three checkboxes are shown. The first is checked and has a 15px height. The second and third are unchecked and have a 10px height. They are labeled "Checkbox 01", "Checkbox 02", and "Checkbox 03".

See icon file for check mark. icon width:11px

Radio Buttons

Three radio buttons are shown. The first is selected and has an 8px diameter. The second and third are unselected and have a 10px diameter. They are labeled "Radio Button 01", "Radio Button 02", and "Radio Button 03".

tables - sortable

table

width: 100%
border: 1px solid #E8E8E8

td

padding: 6px 6px 12px;
font: same as body
link styles: default

tr

border-bottom:
1px dotted #757561

tr hover

background: #E8E8E8

th

padding: 6px 6px 9px;
font: same as H6
link styles: default
background: #E8E8E8;
border-left: 1px solid #FFF

th active

background: #C1CD23;

My Selkirk staff resource centre

Our Selkirk what's news | Departments & schools | Tools & resources | Forums & discussions

Best of all inquire ...

QuickLinks

HI UserName / Log out

Home > Departments > Human Resources > Tools for Managers

Tools for Managers

Program Fees 2011 - 2012

Total program expenses are comprised of both College fees and Program Specific Fees. For planning your stay at Selkirk College, it is advised that both of these be considered. This table represents College fees only. For more information on program specific costs please contact the Program Contact or School Chair of the program.

These figures are approximate only and could change at any time.

* Practicum work terms, Studio Fees & Flying Fees
** Student Society; Activity & Learning Resource Fees.

PROGRAM	ESTIMATED TUITION * (per year total)	PRACTICUM / STUDIO / FLYING*	OTHER FEES	TOTAL (click for full breakdown)
Adult Basic Education	FREE!	0.00	67.26	67.26
Adult Basic Education Per Semester (Int'l)	3,950.00	0.00	33.63	3,983.63
Advanced Medical Transcription 1	3,028.68	0.00	526.45	3,555.13
Adult Special Education	FREE!	0.00	67.26	67.26
Aviation Year 1	2,257.65	15,000.00	455.04	17,712.69

How do I ...

HR Matters

FACULTY EVENT
School Chairs Meet

School Chairs met today at Tenth St to discuss FTE's. Digital Media & Music chair, Jason Taylor emphasized the need for "bums in seats" for the 2011-12 fall semester.

[Read this story ...](#)

StarGarden

StarGarden Payroll Access Instructions

[Selkirk ESS Portal Access Instructions \(pdf\)](#)

use arrow icons to indicate sortable columns
color: #757561

if column can be highlighted
color: #F4F6F0

tables - complex

table

width: 100%
border: 1px solid #EBCCE8

td

padding: 6px 6px 12px;
font: same as body
link styles: default

tr

border-bottom:
1px dotted #757561

tr hover

background: #EBCCE8

th

padding: 6px 6px 9px;
font: same as H6
link styles: default
background: #EBCCE8;
border-left: 1px solid #FFF

th active

background: #C1CD23;

The screenshot shows the MySelkirk staff resource centre interface. The main content area is titled 'Tools for Managers' and features a 'Course of Studies' section. Below this is a table of courses with columns for Course, Name, Credits (CRED), Lecture Hours (LEC), Lab Hours (LAB), Seminar Hours (SEM), Practical Hours (PRA), and Total Hours (TTL). The table lists several courses, including Human Anatomy and Physiology I, College Composition, Professional Practice I: Intro to Profession of Nursing, Health and Healing I: Living Health, and Relational Practice I.

COURSE	NAME	CRED	LEC	LAB	SEM	PRA	TTL
Term 1							
BIOL 1641	Human Anatomy and Physiology I	4	3	3	0	0	6
ENGL 1102 (D)	College Composition	3	3	0	0	0	3
NURS 1123	Professional Practice I: Intro to Profession of Nursing	3	3	3	0	0	3
NURS 1164	Health and Healing I: Living Health	6	3	3	0	0	6
NURS 1175	Relational Practice I:	3	0	0	0	0	3

table sub-head/
section is
indicated here.

background:
#5F6A72;
color: #FFFFFF;
font-weight: bold;

columns can
be highlighted
using
color: #F4F6F0
or
color: #F9F0D4
for variation

blockquote - pull quotes and intro style

Blockquotes have previously been used in a variety of contexts on selkirk.ca .
Four 'blockquote' styles have been developed to cover the following: intro text,
pull quotes, important information and callout boxes.

Below is an example of intro text and pull quotes.

The screenshot shows the Selkirk College website with a navigation bar at the top. The main content area features an article titled "Selkirk College Hosts A Conversation on BC Forests". The article includes several blockquote styles: an intro style at the top, a pull quote on the left side, and another pull quote on the right side. The website also has a sidebar with navigation links and a search bar.

intro style
13px/18px
color: # 4B5761;
font-family: "FF Meta Web Pro", Trebuchet MS, Arial, sans-serif;
text-transform: uppercase;

pull quote
13px/21px
color: # 4B5761;
font-family: "Myriad Pro", Trebuchet MS, Calibri, Arial, sans-serif;
font-style: italic;
border-left: 4px solid #02758E;
padding: 0 15px;
margin: 10px 10px 20px;

pull quote aligned right
margin-left: 10px;

blockquotes - important blocks and callouts

Below is an example of an important information text block and a callout.

ensure the health of your family and community. To ensure progress, these sessions are intended as constructive dialogue and not a forum for complaints.

Outcomes from these dialogue sessions will be used to inform a recommended guide for future forest vision for resource management in BC, which will be provided to senior decision-makers. To learn more about the Healthy Forests – Healthy Communities initiative and the views of a local community forest expert as well as a panel discussion from different stakeholders visit <http://bcforestconversation.com> or direct inquires to info@bcforestconversation.com.

Residents of B.C. rely on forests to fulfill a variety of needs ranging from recreation, resources to clean air and water.

Star Garden Payroll Access Instructions

- ▶ [Selkirk ESS Portal Access Instructions \(pdf\)](#)
- ▶ [Manager Portal Access Instructions \(pdf\)](#)

Admission to specific programs or courses may be restricted by space limitations or prerequisite requirements.

Since many college courses have mandatory prerequisites, students may be required to enrol in one or more upgrading or prerequisite courses.

As space for this event is limited, please contact Continuing Studies at 250.365.1208 to reserve your spot. This event is free to the public.

Why choose Selkirk College's School of Environment and Geomatics?

There are several important advantages to taking our programs including:

- Access to a variety of spectacular ecosystems for field based activities, including rugged subalpine regions, productive forested valley bottoms, extensive wetlands and large river and lakes.
- State-of-the-art classroom facilities including all equipment and data needed to learn about making informed land management decisions and a high-tech Geospatial Research Centre for our GIS programs.
- Outdoor "classrooms" that include 1000 hectares of managed land.
- A highly motivated group of professional faculty whose operational experience combined with innovative delivery methods makes the Selkirk experience unique and widely recognized.
- West Kootenay lifestyle! Excellent skiing, mountain biking, hiking, whitewater paddling, fishing, rock climbing, mountaineering, live music, dining, and more!

Your success is our first priority. If you want to be part of excellent environmental management in your future career with transferable university credits, and if you want to help people understand the land, contact us for more information at 1.888.953.1133, ext. 392, or via [email](#).

Contact Details

Star Garden Payroll Access Instructions

- ▶ [Selkirk ESS Portal Access Instructions \(pdf\)](#)
- ▶ [Manager Portal Access Instructions \(pdf\)](#)

important information
background: #F9F4CF;
padding: 15px 20px;
border-top, border-bottom: 1px dashed #FF7900;
margin: 15px 0 20px 0;

callout
background: #EBEFD0;
padding: 30px 20px;
margin: 15px 0 20px 0;

Note: Make white arrow cutout at top-left of box to same dimensions as arrow cutout in sidebar items.

myselkirk for staff – Appendix C