

branding
graphic standards
colour
typography
images
dimensions

table of contents

design templates	3
grid: widths	4
grid: home page heights.....	5
grid: page one heights.....	6
colours.....	7
header & main navigation	8
sidebars and contextual content	9
footer	10
typography: fonts	11
typography: body copy, links, breadcrumbs	12
typography: headings	13
typography: list styles	14
buttons	16
forms	17
tables	21
blockquotes.....	23

design templates

There are three design templates for MySelkirk defined as Page Zero, Page One and Page Two. Page Zero has common elements to Page One and Two, and are visible in the layouts below. Page Zero has unique elements to assist in pushing communication messaging. Page One and Page Two have identical layouts, with exception of the image being removed from Page Two resulting in the content being pushing higher up on the page.

Page Zero:

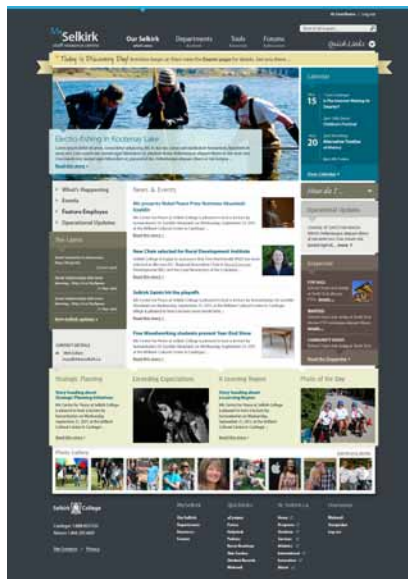
Staff will immediately go to this page once they have logged into MySelkirk. This page provides easy navigation to the website's content and provides important, informative and current communication messaging. The content for this page will be managed by the Communications Coordinator.

Page One:

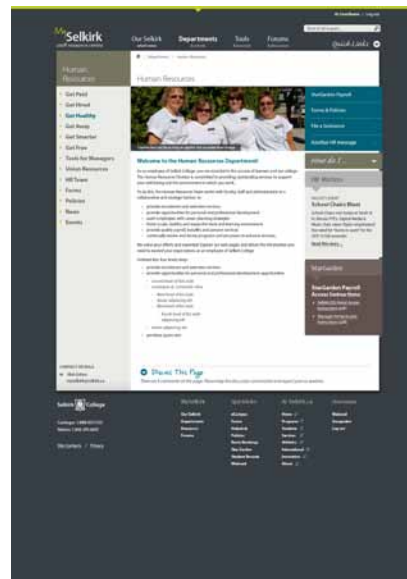
When you click on a Main Tab from Page Zero you go to Page One. This page provides communication messages through a large image and caption, and provides content relevant to the Main Tab or Section Header you have clicked on. When a Sidemenu or Submenu is selected you are taken to Page Two. The right hand column provides many opportunities to bring forward important messages relevant to the Section Header.

Page Two:

This page focuses on providing Sidemenu and Submenu level content. The majority of the content for MySelkirk will be created using this design template.



Page Zero



Page One



Page Two

grid: widths

My Selkirk interface design is based on a 17 column grid.

Total width = 1020px

Column width=40px

Margins=10px

Illustrated here are some possible grid combinations that have been used.

PAGE CONTENT

The most common combination will be three columns with a right and left sidebar where:

Sidebar= 240px

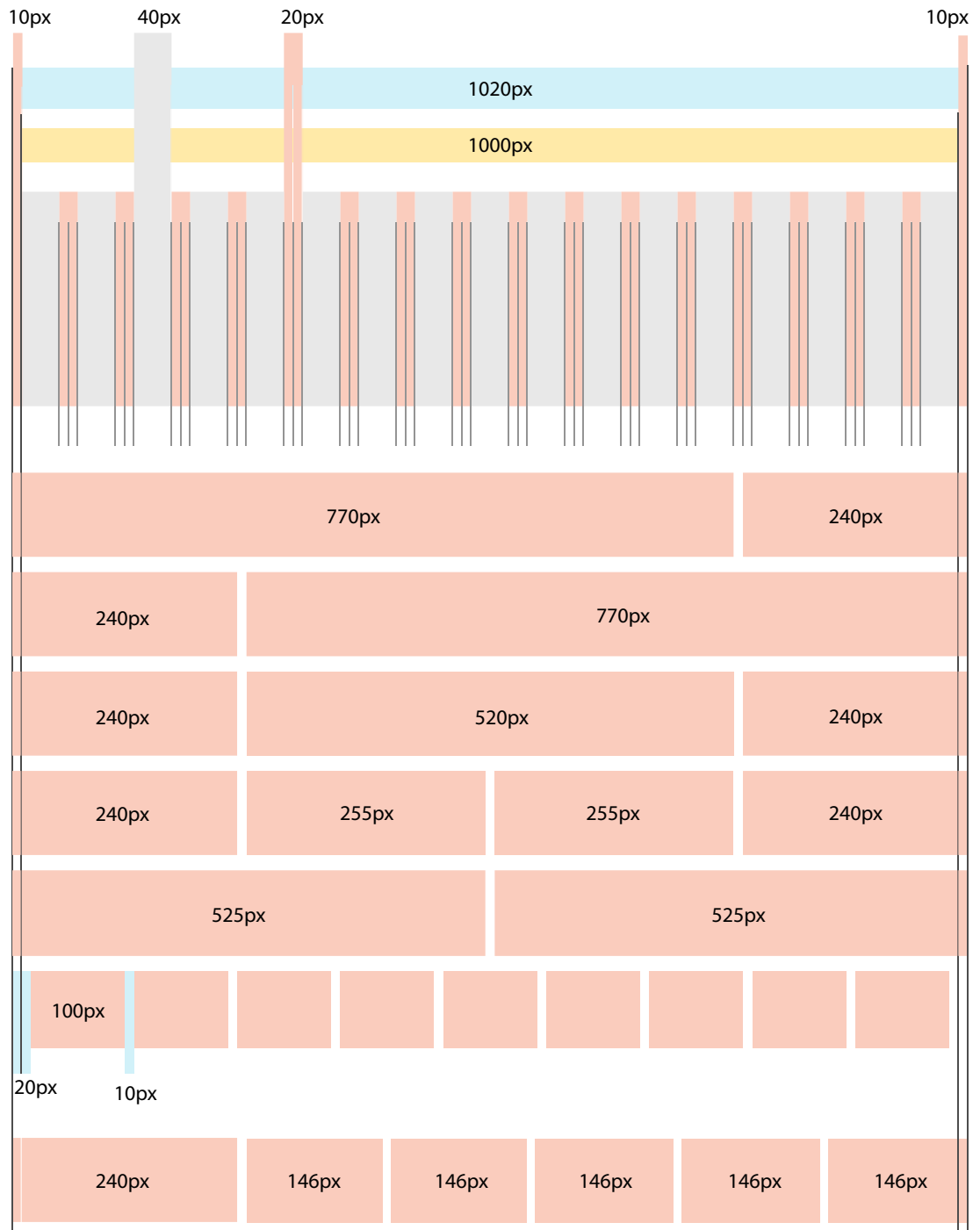
Page content = 520px

FOOTER

The footer will use a left hand sidebar (240px) combined with a five column grid for links :

Footer Corporate id = 240px

Footer links = 146px



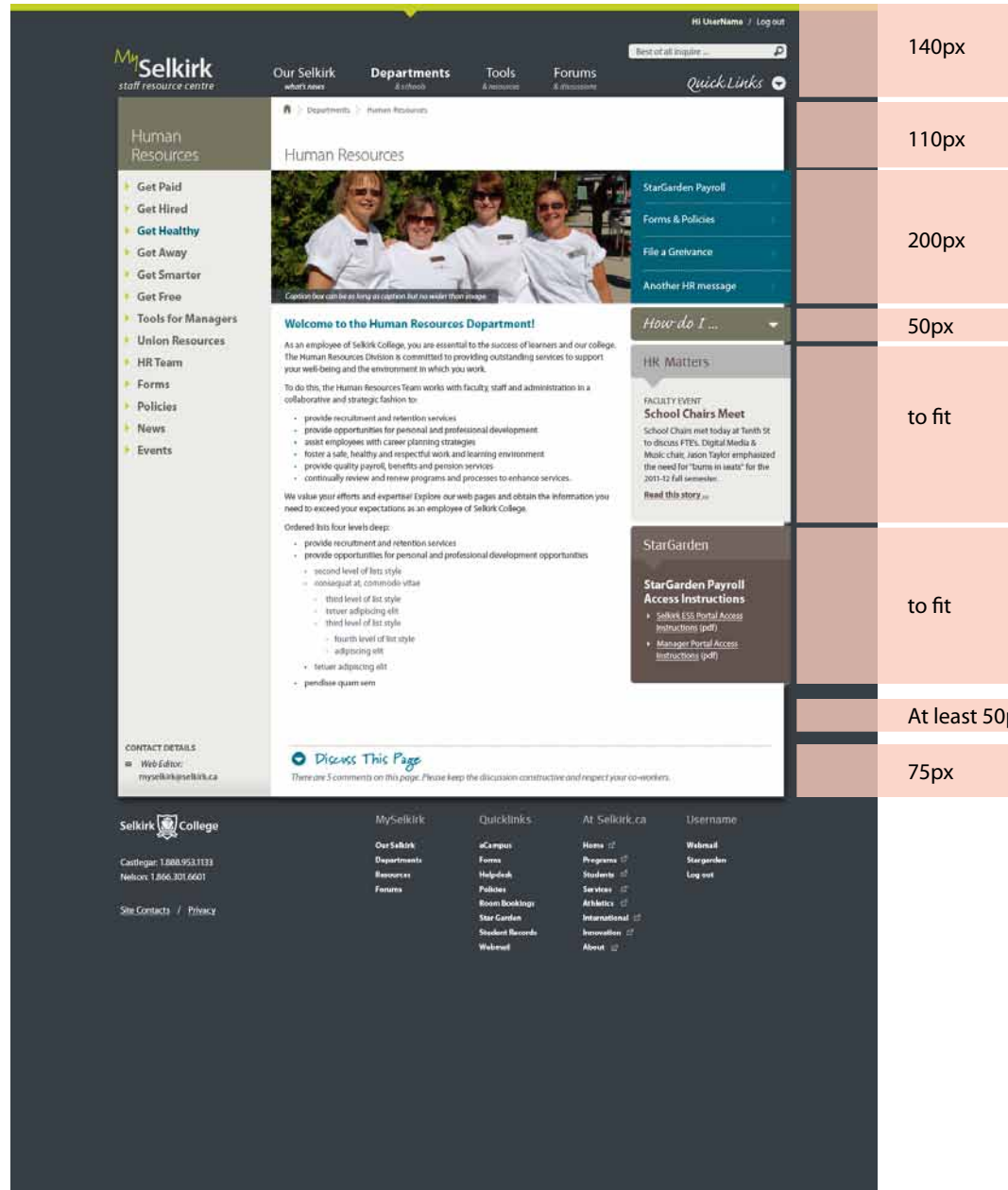
grid: home page heights

The image shows a screenshot of the MySelkirk website home page with a grid overlay. The grid is composed of several colored rectangles (orange, grey, and white) that define the dimensions of various sections on the page. The following table summarizes the grid items:

Section / Item	Height	Width
Top navigation bar (MySelkirk logo, Our Selkirk, Departments, Tools, Forums, Search, Quick Links)	140px	Full width
Yellow banner (Today is Discovery Day!)	40px	Full width
Main content area (Electro-fishing in Kootenay Lake article)	~140px	~140px
Calendar widget	350px	~140px
Left sidebar (What's Happening, Events, Feature Employee, Operational Updates)	to fit	~140px
News & Events section (Mir presents Nobel Peace Prize Nominee Abuelash Izzeldin)	50px	~140px
Operational Updates section	50px	~140px
The Latest section (Social networks in classrooms)	to fit	~140px
CONTACT DETAILS section	to fit	~140px
Right sidebar (How do I...)	50px	~140px
Operational Updates section (CHANGE OF DATE FOR MARCH BREAK)	50px	~140px
Grapevine section (FOR SALE: School Chains meet today)	to fit	~140px
Strategic Planning section	240px	~140px
Exceeding Expectations section	240px	~140px
A Learning Region section	240px	~140px
Photo of the Day section	240px	~140px
Photo Gallery section	150px	~140px
Footer (MySelkirk, Quicklinks, At Selkirk.ca, Username)	to fit	Full width

6px padding between all sidebar items and contextual item boxes

grid: page one heights



6px padding between all sidebar items and contextual item boxes

colours

DARKS

These colours can be used for text on a white background or tint background. They can also be used as a background with white text or tinted text.

RGB: 95/106/114
Hexi: #5F6A72

RGB: 75/87/97
Hexi: #4B5761



RGB: 117/117/97
Hexi: #757561



RGB: 97/99/83
Hexi: #616353

RGB: 2/117/142
Hexi: #02758E



RGB: 1/97/118
Hexi: #016176

RGB: 110/95/90
Hexi: #6E5F5A




RGB: 91/75/71
Hexi: #5B4B47

RGB: 55/63/68
Hexi: #373F44


TINTS

Tints can be used as background colours and in copy when placed on a dark colour.

RGB: 235/236/232
Hexi: #EBECE8




RGB: 235/239/208
Hexi: #EBEFD0



RGB: 249/240/212
Hexi: #F9F0D4



RGB: 213/238/239
Hexi: #D5EEEF



RGB: 249/244/207
Hexi: #F9F4CF



RGB: 196/196/196
Hexi: #C4C4C4



RGB: 181/181/181
Hexi: #B5B5B5

GREY TONES

Used for icons borders etc where necessary. This palette can be extended to include more tones if necessary.

RGB: 193/205/35
Hexi: #C1CD23



RGB: 255/121/0
Hexi: #FF7900



RGB: 34/181/221
Hexi: #22B5DD



RGB: 255/204/0
Hexi: #FFCC00



RGB: 234/225/162
Hexi: #EAE1A2

RGB: 226/185/14
Hexi: #E2B90E

KEYNOTE COLOURS

Each Keynote colour corresponds to one of the First level navigation items. Keynote colours can be used for highlights in the relevant section colour were readability is not a high priority.

header & main navigation

The header is themed with keynote colour applied to each of the first level navigation as illustrated.

Annotations for the header design:

- Hover and 'onpage' state
- Myriad Pro 20px bold #FFFFFF
- Myriad Pro 20px normal #EBECE8
- Myriad Pro 12px Italic #B5B5B5
- Myriad Pro 13px bold/normal theme tint / #FFFFFF
- Caflich Script Pro ~30px Bold #FFFFFF (size and font needs testing)

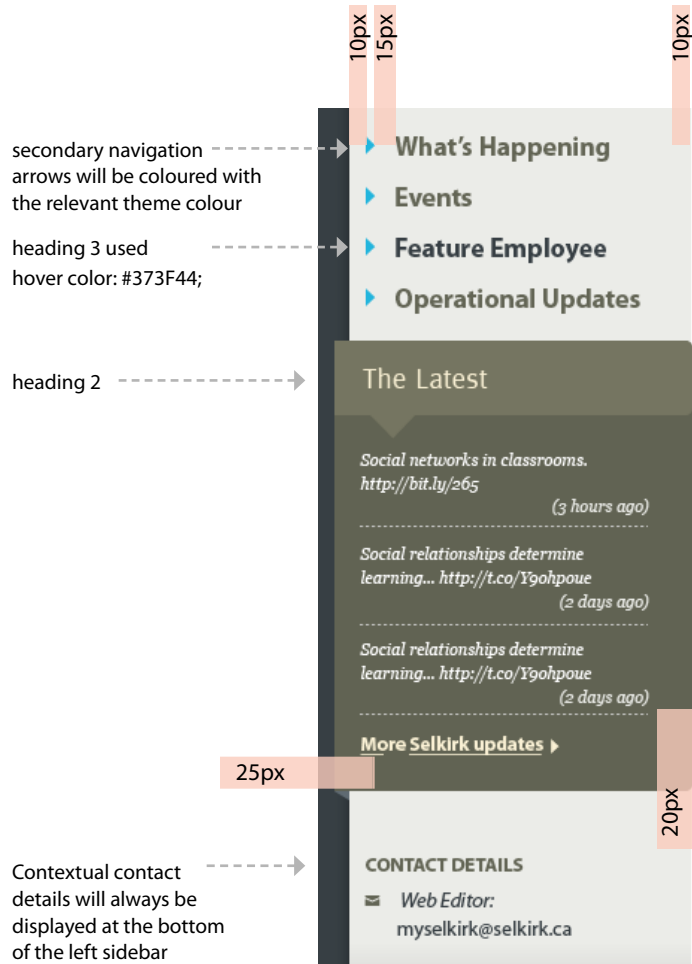
Header components shown in the examples:

- Logo: My Selkirk staff resource centre
- Navigation: Our Selkirk (what's news), Departments (& schools), Tools (& resources), Forums (& discussions), QuickLinks
- User: Hi UserName / Log out
- Search: Best of all inquire ...
- Breadcrumbs: Home > Departments > Human Resources

sidebars and contextual content

LEFT SIDEBAR

The left-hand side bar will consistently contain the secondary navigation and will always have a background colour: #EBECE8



RIGHT SIDEBAR

Will contain contextual content made up of modules/widgets in a variety of alternating colour combinations.



footer

CONTACT DETAILS
 Web Editor:
 myselkirk@selkirk.ca

Discuss This Page
 There are 5 comments on this page. Please keep the discussion constructive and respect your co-workers.

MySelkirk
 Our Selkirk
 Departments
 Resources
 Forums

Quicklinks
 eCampus
 Forms
 Helpdesk
 Policies
 Room Bookings
 Star Garden
 Student Records
 Webmail

At Selkirk.ca
 Home
 Programs
 Students
 Services
 Athletics
 International
 Innovation
 About

Username
 Webmail
 Stargarden
 Log out

Selkirk College
 Castlegar: 1.888.953.1133
 Nelson: 1.866.301.6601
 Site Contacts / Privacy

27px
 30 px
 40 px
 27px
 27px

Myriad Pro 12 / 22 px bold #FFFFFF
 Hover Myriad Pro bold #EBCCE8 underlined
 Meta Web Pro 18px Normal #C4C4C2

240px
 146px
 146px
 146px
 146px
 146px

typography: fonts

MYRIAD PRO

is the primary font used throughout the site. <https://typekit.com/fonts/myriad-pro>

Myriad Pro will be used in the following weights:
300, 400, 700

FONT STACK:

"Myriad Pro", Trebuchet MS, Calibri, Arial, sans-serif;

A B C D E F G H I J
K L M N O P Q R S
T U V W X Y Z
a b c d e f g h i j k l
m n o p q r s t u v
w x y z
1 2 3 4 5 6 7 8 9 0
& @ . , ? ! ' " " ()

FF META WEB PRO

is used for headings only
<https://typekit.com/fonts/ff-meta-web-pro>

Myriad Pro will be used in the following weight:
400

FONT STACK:

"FF Meta Web Pro", Trebuchet MS, Arial, sans-serif;

A B C D E F G H I J
K L M N O P Q R S
T U V W X Y Z
a b c d e f g h i j k
l m n o p q r s t u
v w x y z
1 2 3 4 5 6 7 8 9
0 & @ . , ? ! ' " " ()

CAFLISCH SCRIPT PRO

is used to add personality and to highlight key navigational items.

<https://typekit.com/fonts/caflisch-script-pro>

Caflich Script Pro will be used in the following weight:
400

FONT STACK:

"Caflich Script Pro", "FF Meta Web Pro", Trebuchet MS, sans-serif;

**NOTE: Caflich has a smaller x-height than it's fallback fonts so will need to be tested.*

A B C D E F G H I J K L
M N O P Q R S T U V W
X Y Z
a b c d e f g h i j k l m n
o p q r s t u v w x y z
1 2 3 4 5 6 7 8 9 0 & @ .
, ? ! ' " " ()

typography: body copy & links

BODY COPY

13px/18px (1.4em)

#373F44

font-family: "Myriad Pro", Trebuchet MS, Calibri, Arial, sans-serif;

example:

Lorem ipsum dolor sit amet, emphasis
consectetuer adipiscing elit. *Nullam
dignissim convallis est.* Quisque aliquam.
Donec faucibus. Nunc iaculis suscipit dui.
Nam sit amet sem. Aliquam libero nisi,
imperdiet at, tincidunt nec, gravida vehicula,
nisl. Praesent mattis, massa quis luctus
fermentum, turpis mi volutpat justo, eu
volutpat enim diam eget metus. Maecenas
ornare tortor.

10px

Donec sed tellus eget sapien fringilla
nonummy. Mauris a ante. Suspendisse quam
sem, consequat at, commodo vitae.

BREADCRUMBS

12px/18px

#5F6A72

font-family: "FF Meta Web Pro", Trebuchet MS, Arial, sans-serif;

hover: color: # 373F44; text-decoration: underline;

 > Departments > Human Resources

LINKS

link	Lorem ipsum	color: #016176;
visited	Lorem ipsum	color: #777777;
hover	Lorem ipsum	color: #000000; background: # EBECE8;
focus	Lorem ipsum	color: #016176; background: # EBECE8; border: thin dotted #016176;
active	Lorem ipsum	color: #016176; background: # EBECE8; border: thin dotted #016176;

SIDEBAR POINTER AND NEWS STORY LINKS

Sidebar link pointer link colours will change according to the background colour of the sidebar.

link	Lorem ipsum	color: #616353;
visited	Lorem ipsum	color: #888888;
hover	Lorem ipsum	color: #016176; background: # EBECE8;
focus	Lorem ipsum	color: #016176; background: # EBECE8; border: thin dotted #016176;
active	Lorem ipsum	color: #016176; background: # EBECE8; border: thin dotted #016176;

typography: headings

Headings:

h1

26px/28px

font-family: "Myriad Pro", Trebuchet MS, Calibri, Arial, sans-serif;
font-weight: 300

h2

19px/21px

font-family: "FF Meta Web Pro", Trebuchet MS, Arial, sans-serif;
font-weight: normal (400)

h3

18px/21px

font-family: "Myriad Pro", Trebuchet MS, Calibri, Arial, sans-serif;
font-weight: bold (700)

h4

16px/19px

font-family: "Myriad Pro", Trebuchet MS, Calibri, Arial, sans-serif;
font-weight: bold (700)

h5

13px/18px

font-family: "Myriad Pro", Trebuchet MS, Calibri, Arial, sans-serif;
font-weight: bold (700)

h6

13px/18px

font-family: "Myriad Pro", Trebuchet MS, Calibri, Arial, sans-serif;
font-weight: normal (400)

h1 heading

12px

This heading is used for featured stories and section headings.

h2 heading

This heading is used for sidebar items, page titles and contextual content titles.

15px

h3 heading

12px

This heading is used for secondary level navigation and as a first level heading in page content.

15px

h4 heading

6px

This heading is used as a second level heading in page content.

15px

H5 HEADING

This heading is used as a third level heading in page content as well as a heading for some contextual sidebar items.

15px

H6 HEADING

This heading is used as a fourth level heading in page content as well as a heading for some contextual sidebar items.

typography: list styles

General bullet and numbered list style

13px/18px (1.4em)

font-family: "Myriad Pro", Trebuchet MS, Calibri, Arial, sans-serif;
ALL INDENTS: .ul indent: 15px, .li indent: 15px

example 1:

Lorem ipsum dolor sit amet, emphasis
consectetur adipiscing elit. Suspendisse quam
sem, consequat at, commodo vitae, feugiat in,
nunc. Morbi imperdiet augue quis tellus.

- provide recruitment and retention services
- provide opportunities for personal and professional development
- assist employees with career strategies

Donec sed tellus eget sapien fringilla nonummy.
Mauris a ante. Suspendisse quam sem, consequat
at, commodo vitae, feugiat in, nunc. Morbi
imperdiet augue quis tellus.

1. provide recruitment and retention services
2. provide opportunities for personal and professional development
3. assist employees with career strategies

example 2:

Ordered lists four levels deep:

- provide recruitment and retention services
- provide opportunities for personal and professional development opportunities
 - second level of lists style
 - consequat at, commodo vitae
 - third level of list style
 - tetuer adipiscing elit
 - third level of list style
 - fourth level of list style
 - adipiscing elit
 - tetuer adipiscing elit
 - suspendisse quam sem
- assist employees with career strategies

typography: list styles continued

Using the icons provided a number of unique bulleted lists can be created.

NOTE: for wider bullet icons an additional 5px will need to be added between the bullet and the list item.

example 1: REGULAR SIZE bullets (6px wide bullets)



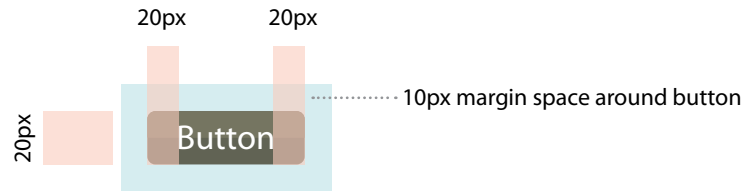
- ▶ provide recruitment and retention services
 - ▶ provide opportunities for personal and professional development
 - ▶ assist employees with career strategies
-
- i provide recruitment and retention services
 - i provide opportunities for personal and professional development
 - i assist employees with career strategies
-
- ★ provide recruitment and retention services
 - ★ provide opportunities for personal and professional development
 - ★ assist employees with career strategies

example 2: WIDER bullets (8px wide bullets)



- ✔ provide recruitment and retention services
 - ✔ provide opportunities for personal and professional development
 - ✔ assist employees with career strategies
-
- ⊗ provide recruitment and retention services
 - ⊗ provide opportunities for personal and professional development
 - ⊗ assist employees with career strategies
-
- ✉ provide recruitment and retention services
 - ✉ provide opportunities for personal and professional development
 - ✉ assist employees with career strategies

buttons



button:

background: #757561 and #616353;
height: 20px;
font-family: "Myriad Pro", Trebuchet MS, Calibri, Arial, sans-serif;
font-size: 13px;
color: #FFFFFF;
border: 0;

e.g.,



hover:

The hover state adds a 1px border to the button which could vary in theme colour depending on the context. If not, green #C1CD23 or yellow #FFCC00 would be the most ideal choices.

e.g.,



active:

The active state desaturates the button.
Border: 0
Color: #5F6A72 and #4B5761

e.g.,



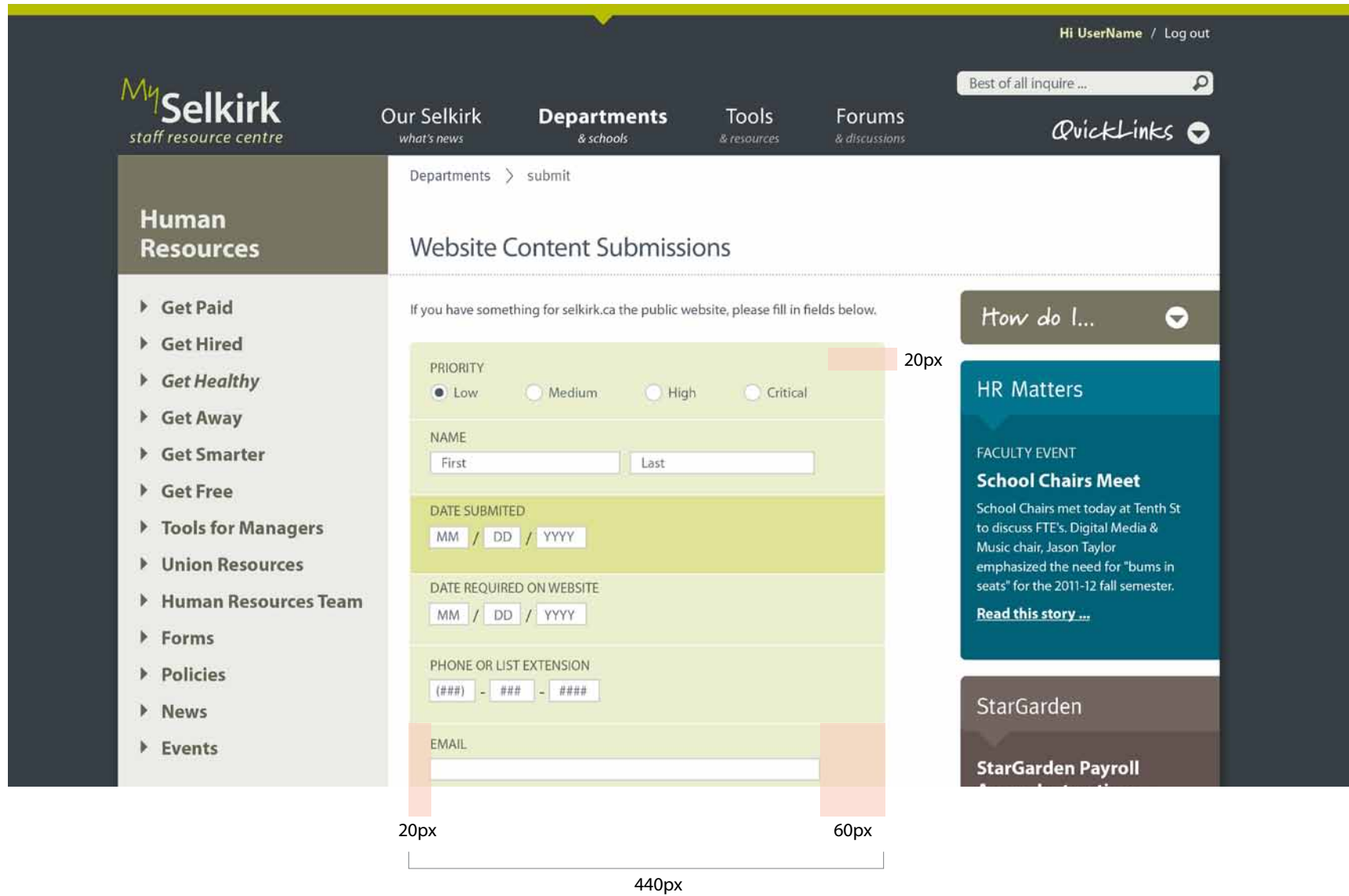
forms

Forms will sit on a tinted background in the main content area.

The form container specs are as follows:

background: #EBEFD0;

border-radius: 5px;



forms - layout

The diagram illustrates a form layout with the following sections and annotations:

- PRIORITY:** Radio buttons for Low, Medium, High, and Critical. Dimensions: 20px (padding), 15px (radio diameter), 6px (radio diameter).
- NAME:** Input fields for First and Last names. Dimensions: 20px (padding), 10px (padding between fields). Styling: color: #5F6A72, border: 1px thin #C4C4C2.
- DATE SUBMITTED:** Input fields for MM, DD, and YYYY. Dimension: 10px (padding). Styling: active area color #C1CD23, border: 1px thin #FFFFFF.
- DATE REQUIRED ON WEBSITE:** Input fields for MM, DD, and YYYY.
- PHONE OR LIST EXTENSION:** Input fields for (###), ###, and ####.
- EMAIL:** Input field. Styling: H6, background: #FFFFFF.

forms - errors

background stripe pattern, let me know if you can't do this with css
colours used here: #EBECE8 and #FFFFFF

EMAIL

SEND US YOUR URL
What program/course or service area are you in? *

This field is required. Please enter a value. ◀

ADD YOUR CONTENT

UPLOAD A FILE IF NECESSARY
This would be added content on website if needed.

border: 1px dashed #CC0000;

error area color #F7DCBF

color: #CC0000

see buttons page 17

forms - miscellaneous elements

select element

A dropdown menu with a white background and a blue header containing the text "Option 1-2" and a downward arrow. The menu is open, showing two groups of options: "Option 1 group" with sub-options "Option 1-1", "Option 1-2", and "Option 1-3"; and "Option 2 group" with sub-options "Option 2-1", "Option 2-2", and "Option 2-3".

select element active

NOTE: this is just a suggestion. May not be necessary if the container background colour changes when active (see page 18)

A dropdown menu with a yellow background and a blue header containing the text "Option 1-2" and a downward arrow. The menu is open, showing two groups of options: "Option 1 group" with sub-options "Option 1-1", "Option 1-2", and "Option 1-3"; and "Option 2 group" with sub-options "Option 2-1", "Option 2-2", and "Option 2-3". A dotted line points from the text "background: #FFFDDC" below to the yellow background of the menu.

background: #FFFDDC

Checkboxes

Three checkboxes are shown. The first is checked and has a 15px height. The second and third are unchecked and have a 10px height. To the right of each checkbox is its label: "Checkbox 01", "Checkbox 02", and "Checkbox 03".

See icon file for check mark. icon width:11px

Radio Buttons

Three radio buttons are shown. The first is selected and has an 8px diameter. The second and third are unselected and have a 10px diameter. To the right of each radio button is its label: "Radio Button 01", "Radio Button 02", and "Radio Button 03".

tables - sortable

table	td	tr	tr hover	th	th active
width: 100%	padding: 6px 6px 12px;	border-bottom:	background: #EBCCE8	padding: 6px 6px 9px;	background: #C1CD23;
border: 1px solid #EBCCE8	font: same as body	1px dotted #757561		font: same as H6	
	link styles: default			link styles: default	
				background: #EBEFD0;	
				border-left: 1px solid #FFF	

My Selkirk staff resource centre

Our Selkirk what's news | Departments & schools | Tools & resources | Forums & discussions

QuickLinks

HI UserName / Log out

Best of all inquire ...

Home > Departments > Human Resources > Tools for Managers

Tools for Managers

Program Fees 2011 - 2012

Total program expenses are comprised of both College fees and Program Specific Fees. For planning your stay at Selkirk College, it is advised that both of these be considered. This table represents College fees only. For more information on program specific costs please contact the Program Contact or School Chair of the program.

These figures are approximate only and could change at any time.

* Practicum work terms, Studio Fees & Flying Fees
 ** Student Society; Activity & Learning Resource Fees.

PROGRAM	ESTIMATED TUITION * (per year total)	PRACTICUM / STUDIO / FLYING*	OTHER FEES	TOTAL (click for full breakdown)
Adult Basic Education	FREE!	0.00	67.26	67.26
Adult Basic Education Per Semester (Int'l)	3,950.00	0.00	33.63	3,983.63
Advanced Medical Transcription 1	3,028.68	0.00	526.45	3,555.13
Adult Special Education	FREE!	0.00	67.26	67.26
Aviation Year 1	2,257.65	15,000.00	455.04	17,712.69

How do I ...

HR Matters

FACULTY EVENT

School Chairs Meet

School Chairs met today at Tenth St to discuss FTEs. Digital Media & Music chair, Jason Taylor emphasized the need for "bums in seats" for the 2011-12 fall semester.

[Read this story ...](#)

StarGarden

StarGarden Payroll Access Instructions

[Selkirk ESS Portal Access Instructions \(pdf\)](#)

use arrow icons to indicate sortable columns
 color: #757561

if column can be highlighted
 color: #F4F6F0

tables - complex

table

width: 100%
border: 1px solid #EBCCE8

td

padding: 6px 6px 12px;
font: same as body
link styles: default

tr

border-bottom:
1px dotted #757561

tr hover

background: #EBCCE8

th

padding: 6px 6px 9px;
font: same as H6
link styles: default
background: #EBCCE8;
border-left: 1px solid #FFF

th active

background: #C1CD23;

The screenshot shows the MySelkirk staff resource centre interface. The main content area is titled 'Tools for Managers' and features a 'Course of Studies' section. Below this is a table listing courses with columns for Course, Name, Credits (CRED), Lecture Hours (LEC), Lab Hours (LAB), Seminar Hours (SEM), Practical Hours (PRA), and Total Hours (TTL). The table is highlighted with a light yellow background. To the right of the table, there are several informational boxes, including 'How do I ...', 'HR Matters', and 'StarGarden Payroll Access Instructions'. The page also includes a search bar, user information, and a navigation menu.

COURSE	NAME	CRED	LEC	LAB	SEM	PRA	TTL
Term 1							
BIOL 1641	Human Anatomy and Physiology I	4	3	3	0	0	6
ENGL 1102 (D)	College Composition	3	3	0	0	0	3
NURS 1123	Professional Practice I: Intro to Profession of Nursing	3	3	3	0	0	3
NURS 1164	Health and Healing I: Living Health	6	3	3	0	0	6
NURS 1175	Relational Practice I:	3	0	0	0	0	3

table sub-head/
section is
indicated here.

background:
#5F6A72;
color: #FFFFFF;
font-weight: bold;

columns can
be highlighted
using
color: #F4F6F0
or
color: #F9F0D4
for variation

blockquote - pull quotes and intro style

Blockquotes have previously been used in a variety of contexts on selkirk.ca .
Four 'blockquote' styles have been developed to cover the following: intro text, pull quotes, important information and callout boxes.

Below is an example of intro text and pull quotes.

The screenshot shows the Selkirk College website with a navigation bar at the top. The main content area features a news article titled "Selkirk College Hosts A Conversation on BC Forests". The article includes several blockquote styles: an intro style for the title and date, a pull quote for the article title, and two pull quotes for specific text within the article. A sidebar on the left contains a list of links under "Human Resources".

Hi UserName / Log out

Best of all inquire ...

My Selkirk
staff resource centre

Our Selkirk
what's news

Departments
& schools

Tools
& resources

Forums
& discussions

QuickLinks

Departments > Events

Selkirk College Hosts A Conversation on BC Forests

Thurs, Dec 01, 2011. 09:00-11:30 in Selkirk College, Castlegar Campus in Staff Lounge

A Community Dialogue on BC Forest Management

SELKIRK COLLEGE AND ITS SCHOOL OF ENVIRONMENT & GEOMATICS INVITES THE PUBLIC TO ATTEND A COMMUNITY DIALOGUE ON BC FOREST MANAGEMENT AS PART OF THE HEALTHY FORESTS - HEALTHY COMMUNITIES INITIATIVE.

Selkirk College and its School of Environment and Geomatics invite the public to attend a community dialogue on BC forest management as part of the Healthy Forests- Healthy Communities initiative. It will be held on Thursday December 1 (9:00- 12:00 pm) at the Selkirk College Castlegar Campus in the [Staff Lounge](#).

Community dialogue sessions will be held across the province to constructively explore the expressed needs of concerned citizens, helping to determine if current management practices enable local forests to satisfy their public purpose. A wide range of knowledgeable forest leaders are raising concerns about the future of B.C.'s forests and the potential impact on families and communities.

Residents of B.C. rely on forests to fulfill a variety of needs ranging from recreation, resources to clean air and water.

This is an ideal forum to send or emphasize your message to forest land management. Attendees will hear from a panel of forest experts involved in forest land management as well as have an opportunity to work in small groups to share their ideas about the future of forest land management. Come voice your concerns on what forest lands management in West Kootenay and BC needs to ensure the health of your family and community. To ensure progress, these sessions are intended as constructive dialogue and not a forum for complaints.

Outcomes from these dialogue sessions will be used to inform a recommended guide for future forest vision for resource management in BC, which will be provided to senior decision-makers. To learn more about the Healthy Forests - Healthy Communities initiative and the views of a local community forest expert as well as a panel discussion from different stakeholders visit <http://bcforestconversation.com> or direct inquires to info@bcforestconversation.com.

Residents of B.C. rely on forests to fulfill a variety of needs ranging from recreation, resources to clean air and water.

How do I...

HR Matters

FACULTY EVENT

School Chairs Meet

School Chairs met today at Tenth St to discuss FTE's. Digital Media & Music chair, Jason Taylor emphasized the need for "bums in seats" for the 2011-12 fall semester.

[Read this story ...](#)

StarGarden

StarGarden Payroll Access Instructions

- ▶ [Selkirk ESS Portal Access Instructions \(pdf\)](#)
- ▶ [Manager Portal Access Instructions \(pdf\)](#)

intro style

13px/18px
color: # 4B5761;
font-family: "FF Meta Web Pro", Trebuchet MS, Arial, sans-serif;
text-transform: uppercase;

pull quote

13px/21px
color: # 4B5761;
font-family: "Myriad Pro", Trebuchet MS, Calibri, Arial, sans-serif;
font-style: italic;
border-left: 4px solid #02758E;
padding: 0 15px;
margin: 10px 10px 20px;

pull quote aligned right

margin-left: 10px;

blockquotes - important blocks and callouts

Below is an example of an important information text block and a callout.

ensure the health of your family and community. To ensure progress, these sessions are intended as constructive dialogue and not a forum for complaints.

Outcomes from these dialogue sessions will be used to inform a recommended guide for future forest vision for resource management in BC, which will be provided to senior decision-makers. To learn more about the Healthy Forests – Healthy Communities initiative and the views of a local community forest expert as well as a panel discussion from different stakeholders visit <http://bcforestconversation.com> or direct inquires to info@bcforestconversation.com.

Residents of B.C. rely on forests to fulfill a variety of needs ranging from recreation, resources to clean air and water.

Star Garden Payroll Access Instructions

- ▶ [Selkirk ESS Portal Access Instructions \(pdf\)](#)
- ▶ [Manager Portal Access Instructions \(pdf\)](#)

Admission to specific programs or courses may be restricted by space limitations or prerequisite requirements.

Since many college courses have mandatory prerequisites, students may be required to enrol in one or more upgrading or prerequisite courses.

As space for this event is limited, please contact Continuing Studies at 250.365.1208 to reserve your spot. This event is free to the public.

Why choose Selkirk College's School of Environment and Geomatics?

There are several important advantages to taking our programs including:

- Access to a variety of spectacular ecosystems for field based activities, including rugged subalpine regions, productive forested valley bottoms, extensive wetlands and large river and lakes.
- State-of-the-art classroom facilities including all equipment and data needed to learn about making informed land management decisions and a high-tech Geospatial Research Centre for our GIS programs.
- Outdoor "classrooms" that include 1000 hectares of managed land.
- A highly motivated group of professional faculty whose operational experience combined with innovative delivery methods makes the Selkirk experience unique and widely recognized.
- West Kootenay lifestyle! Excellent skiing, mountain biking, hiking, whitewater paddling, fishing, rock climbing, mountaineering, live music, dining, and more!

Your success is our first priority. If you want to be part of excellent environmental management in your future career with transferable university credits, and if you want to help people understand the land, contact us for more information at 1.888.953.1133, ext. 392, or via [email](#).

Contact Details

important information
background: #F9F4CF;
padding: 15px 20px;
border-top, border-bottom: 1px dashed #FF7900;
margin: 15px 0 20px 0;

callout
background: #EBEFD0;
padding: 30px 20px;
margin: 15px 0 20px 0;

Note: Make white arrow cutout at top-left of box to same dimensions as arrow cutout in sidebar items.

myselkirk for staff – Appendix C